



RBG



**YEARLY PLAN AND RECORD
WINNEBAGO COUNTY, WI
2020 — 2021**

Name: Lorelai Miller

Grade during the current school year: 5th grade

Name of Club: Ridgeway 4-H Club

Parent's/Guardian's Name: Eric and Traci Miller



TABLE OF CONTENTS

- Introductory Page/4-H Story
- My 4-H Goals
- Project Pages (including pictures)

List Project(s) by order in Record Book

Exploring	
Communications	

- This Year's 4-H Memories (optional), i.e. photos, news clippings, etc. from club activities, county events (pizza making, camp) etc.
- Parent/Guardian Comments
- Organizational/Project/Youth Leader(s)' Comments

My 4-H Story

(Tell about this past 4-H year, club outings, 4-H trips, fundraisers, fair, etc.)

Year in 4-H: 6

Grade Completed: 5th



Final Year as an Explorer

Going into my last year as an Explorer, I was excited about exploring the different 4-H opportunities available to me. Some of the opportunities I explored were learning new skills, community service, and leadership skills. My experiences are outlined below.

At our September meeting, I volunteered to be part of the Historian Committee. I have been part of this committee since my very first year in 4-H. I enjoy this committee as we get to be part of documenting our Club's activities. It is also a way to learn about other activities, so I can get a sense of what I would like to do as I become an older youth member.

During November, I co-chaired a community service project with my brother. We gathered donations from our club that can be used to prepare a Thanksgiving meal for a family in need. We work with our local SOAR organization, so it can impact families with school-age kids. I also participated in our Club Officer Training via Zoom to understand my responsibilities and to help plan activities for our Club.

In November, I focused on community service activities. I carved a pumpkin to be shared at one of our local nursing homes, supported our County's pizza coupon fundraiser, and shopped to donate to Operation Christmas Child. Although I was not old enough to attend the 4-H Fall Forum,

(Continue on reverse side)

I was able to get a sneak peek at some of the virtual activities. My brother was able to share what he learned in some of his sessions, such as shaving cream marble pictures and food science activities. Our Club's Achievement Night is also held in November. It was held virtually, but we were still able to experience officer initiation and I was able to show one of my County Showcase projects. In addition, I was able to present the Historian album with our Historian Chairman (my brother, Nicholas).

In December, we virtually caroled for the residents at the Parkview Nursing Home. I was happy that we were still able to perform because this is one of my favorite things to do. I imagined the smiles on the residents' faces as we sang. Besides caroling, we paraded through the parking lot at the Parkview Nursing Home to spread holiday cheer! To get into the holiday spirit, my family picked up one of the County Zoom Craft Project Boxes to make holiday themed crafts.

I co-led icebreakers before one of our Club meetings in January. I also participated in the County Officer Training Escape Room to learn about the different officer roles. It was informative and very cleverly put together. My brother and I also recorded a video on some various snowman crafts to play at the Parkview Nursing Home. The crafts are something the residents can use to decorate their rooms for the winter months.

In February, I learned how to make cream puffs at one of our Club project meetings and I gave a demonstration on Pretzel Flower Bites at our February meeting. At the end of the month, I recorded myself reading a children's book as part of a community outreach to be shared with teachers. My brother and I also helped teach the participants how to edit their video recording before sharing with others.

During Spring, I attended several project meetings over Zoom. Some of the project meetings that I participated in were Recycled Crafts, Homemade Playdough and How to Make Homemade Chalk. Spring also brings our annual Birthday Bag drive. I helped with sub-assembling plates and napkins along with grant requests from local companies. We were also able to shop for items to be used in the birthday bags. The finished bags were donated to a local food pantry. This year, I

participated in the Spring Pen Pal program. I was matched with a girl from another county, and I enjoyed getting to know her. She had many different interests than me, so it made it very interesting.

In March, I also supported the Spring Pizza Sales with Eaton Pizza coupons and participated in the Mr. Blue Sky Video for the 4-H Arts Auction. I participated in the group number along with submitting an individual performance.

This August, we had the traditional County Fair where we were able to have in-person judging. It was exciting to finish my last year in Exploring, but I also exhibited some projects in non-Exploring categories. I got a Merit Award for my project on Bullying/Cyber Bullying and an honorable mention on my gnome canvas painting. Besides giving my demonstration as part of the Fair judging, I also presented it at the Spotlight Stage at the Fair. Another highlight was participating in the Chalk on the Boardwalk at the County Fair. It was exciting to see how the final submission came together with members of our Club working on the design at different times throughout the week.

I feel I had a successful 4-H year learning new skills and focusing on community service and leadership skills. Although the year was still mainly virtual, I was able to adapt this change to continue to learn by doing throughout the year!

One thing I didn't do this year that I really want to do in 4-H is . . .

One thing I didn't do this year that I really wanted to do in 4-H was volunteer at the Food Pantry. I always enjoyed stocking the shelves and interacting with others.



My 4-H Goals 20 21

	Plan to do √	Completed √
Club Participation		
Attend regular club meetings	x	x
Make contributions to club meetings	x	x
Help with Community Service Project	x	x
Serve on Club Committee	x	x
Help with club booth at County Fair	x	
Help with club fundraiser	x	x
Enroll as a Youth Leader		
Hold a club officer position	x	x
Club Speech/Demonstration	x	x
Attend club trip/outing	x	x
Please list other club activities:		
County Participation		
Help in the Dipper Foodstand	x	
Make and/or Sell Pizzas	x	x
Fair Exhibitor	x	x
Fair Helper, Building Monitor		
Speaking/Demo Contest	x	x
4-H Teen Winter Camp		
4-H Camp		
4-H Camp Counselor		
Clothing Revue		
Animal Project Meetings		
County Committees i.e. Dipper, Basket Raffle, Breakfast at the Fair		
Officer Training	x	x
4-H Board of Directors		
4-H Ambassador		
4-H Family Banquet		
Activity / Project Youth Leader		
Please list other County Activities:		

	Plan to do √	Completed √
District, State, National		
District/State Judging Contest		
Interstate Exchange		
Winter Leadership Camp		
State Dog Show		
State Horse Expo		
State 4-H Team:		
Wisconsin Leadership Council		
State Art/Communication Workshop or Arts Camp		
Space Camp		
WI 4-H & Youth Conference		
American Spirit		
Citizenship Washington Focus (CWF)		
National 4-H Congress		
National 4-H Conference		
Fall Forum		
4-H International Exchange (Host / Traveler)		
State Fair Exhibitor		
State Fair Volunteer / Activities Station		
State Livestock Show		
Please list other District, State, National Activities:		
Pen Pal	x	x

One specific 4-H goal I hope to achieve is ...

One specific 4-H goal that I hope to achieve this year is to look for opportunities to service our community.

I plan to achieve this by...

I plan to achieve my goal by leading and/or helping with our Club's Community Service Projects. I will shop to donate items for Operation Christmas Child. Another service project is to attend and sing Christmas Carol's at the Parkview Nursing Home in Oshkosh. For Thanksgiving, I will co-lead collecting and donating items for a Thanksgiving Meal for the SOAR Organization. I will also help by donating and helping with the Birthday Bags for the Food Pantry.

I was able to achieve my goal not only with what was listed above, but also with providing "how to" craft videos for the nursing home and "read aloud books" for teachers as a community outreach project.

Participating in the activities beyond the club or/and county has benefited or helped me learn...

I enjoy participating in activities beyond my club because I get to meet new people and build new friendships. I also get to learn how others may approach something differently than how my club may approach tasks or activities.



WINNEBAGO COUNTY

EXPLORING PROJECT RECORD FOR 2021

Things I plan to do and learn this year in this project are: (complete this box between Jan. 1 — May 1)	Check When Done
Attend Club Project Meetings	X
Attend County Project Meetings	X
Develop a new skill in an area outside of my comfort level	X
Give a demonstration at the club, county level	X

Describe 4-H projects explored: (What projects were explored? What was learned about the projects? Have you chosen a 4-H project because of exploration?)

I explored the following projects: Food, Crafts, Cultural Arts, Community Service and Communications. Yes, I did choose a 4-H project because of the exploration. I entered projects at the Fair under Community Service and Communications.



Which part of the exploring project did you like best? Why?



I like being able to try new things before deciding on a 4-H project that I would like to explore further. I would not have discovered that I enjoy upcycling furniture if it was not for the ability to explore. It was one of my favorite projects since I was able to update furniture and accessories in my bedroom.

Ways You Received Help This Year Include:
(check all that apply)

<input checked="" type="checkbox"/>	Attended project training offered by my club
<input checked="" type="checkbox"/>	Attended project training offered at the county level
	Attended project training offered at District or State Level
<input checked="" type="checkbox"/>	Guidance from 4-H Leader/4-H Club
<input checked="" type="checkbox"/>	Guidance from Parent/Guardian/Other Adult
	Reading and use of 4-H project guides
<input checked="" type="checkbox"/>	Reading and use of literature, books, audio visual resources
<input checked="" type="checkbox"/>	Own knowledge
<input checked="" type="checkbox"/>	Help from friends/other youth
	Other (describe)

Exhibits in This Project:
Item Placing
(additional page may be added)

17A109: About Self - Exhibit of Food	1st
17A106: About Self - Exhibit of your Hobby	1st
17A111: About Self - Exhibit of Craft	1st
17A112: About Self - Exhibit of Cultural Arts	Honorable Mention
17A114: About Self - Exhibit of Any Other Project	1st
17A118: About Social Environment - Any Other Exhibit about your Home,	1st
17A131: Physical/Natural Environment - Any Other Exhibit about Living or	1st

INDIVIDUAL ARTICLE RECORD

Choose (1) item to report on, please include picture on additional page.

Item made: Gnome Painting

Approximate hours to make: 2 hours

Cost To Make Article

Canvas	\$ <u>5</u>
Paint	\$ <u>2</u>
Pom Pom	\$ <u>1</u>
Glitter	\$ <u>1</u>
	\$ _____
	\$ _____
Total Cost	\$ <u>9</u>

What did you learn by making this article?

I learned how to paint on a canvas without having the pencil marks show through the paint. I also learned how to use glitter to make areas of the painting stand out more.

I understood the importance of painting the sides for a cleaner, finished look.

Lastly, the pom-pom on top of the hat adding a unique finish to the painting.

How will this article be used?

This article will be hung in my bedroom as I loved how it turned out!

ARTICLES COMPLETED OR WORKED ON THIS YEAR:

Item/Title – Description	Date	Describe use: personal, gift, etc.	Exhibited:
Homemade Soap	July 2021	Personal and gifts	Y
Gnome Canvas Painting	Dec 2020	Personal	Y
Homemade Candle	Apr 2021	Personal	Y
Upcycled Dresser, Bookcase, Mirror, and Jewelry Chest	June 2021	Personal	Y
Kit Kat Bars	July 2021	Personal and gift	Y
Painted Rocks	June 2021	Gift	Y
Llama Canvas Painting	Oct 2020	Personal	Y

Project Worth Statement

Has this project been worthwhile to you? Why or why not?

Yes, this project has been worthwhile to me because I loved being able to exhibit some of my favorite hobbies that I work on throughout the year. I was able to develop new skills and have developed interests to learn about next year when I am no longer an Explorer.



WINNEBAGO COUNTY

COMMUNICATIONS PROJECT RECORD FOR 2021

Things I plan to do and learn this year in this project are: (complete this box between Jan. 1 — May 1)	Check When Done
Club Demonstration	x
Community Service Activity related to Communications	x
Demonstration at County Fair	x
Club Historian Book	x
Look for Public Speaking Opportunities	x
Spotlight Stage at the County Fair	x

SKILLS LEARNED OR IMPROVED

Explain why you selected this project and how you feel about what you accomplished:

I selected this project because it is a project that can also help me in school and my career after school. Learning to communicate well is a life skill and I am thankful it is offered as a 4-H project. My proudest accomplishment was my merit award for my Bully/Cyber Bully exhibit. I also feel very accomplished with the Read Aloud Children's Book, because of the impact it will make on others.

What do you enjoy most about the Communications Project?

I enjoyed being able to record myself reading a children's book to a child using an electronic recording. To be able to share my love of reading to younger kids during the pandemic was fantastic!

What do you enjoy least about the Communications Project?

The area that I enjoyed the least about this project was giving my demonstration at the Spotlight Stage. The reason is that it was outside and was hard to demonstrate my topic. If I did this again, I would choose a different topic to highlight on the Spotlight Stage.



Pumpkin Carving



Pumpkin Carving-

Community Service Project

I got to carve a pumpkin that was shared with residents at one of our local nursing homes

birthday bags



Birthday Bags -
Community Service Project

Pictures show all the bags made to share at our local food pantry



Achievement Night



Achievement Night - Virtual
Officer Initiation



Achievement Night - Virtual
My brother reporting on Fall Forum

Achievement Night



Achievement Night - Virtual
Officer Initiation
Virtually passing a ball amongst the officers



Achievement Night


Achievement Night - Virtual
My brother reporting on Fall Forum



Achievement Night - Virtual
Sharing one of my projects -
A homemade blanket




Preparing for historian team report out



Achievement Night - Virtual
All the Club Members that were participating

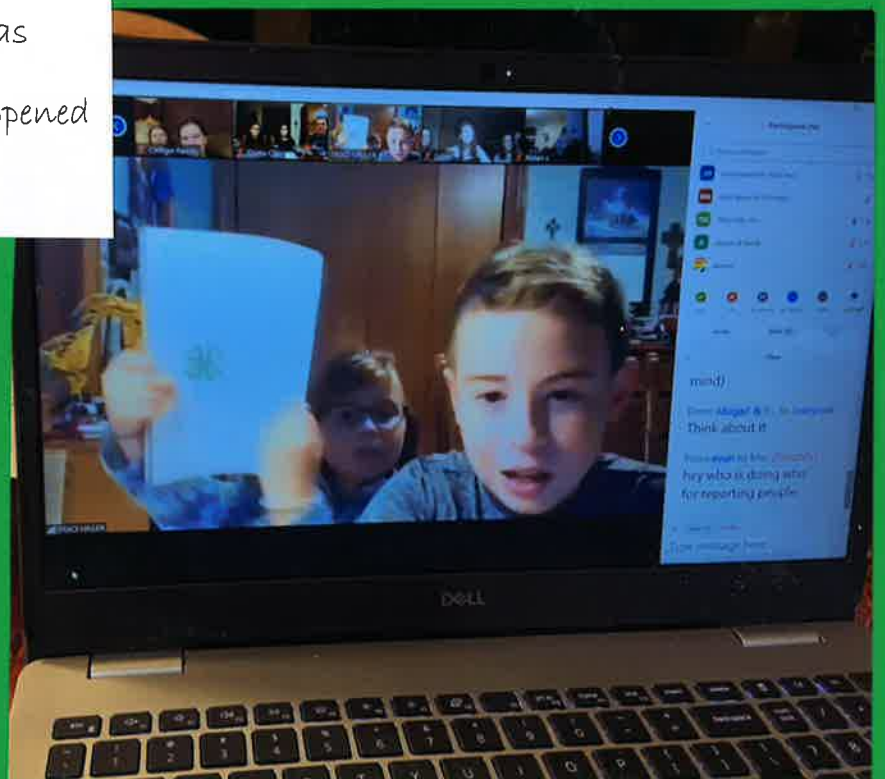
Achievement Night



Achievement Night - Virtual

Rolling out the historian team book

The album can be viewed electronically or in bound copy. The electronic version has links to you-tube videos of events that happened during the year.



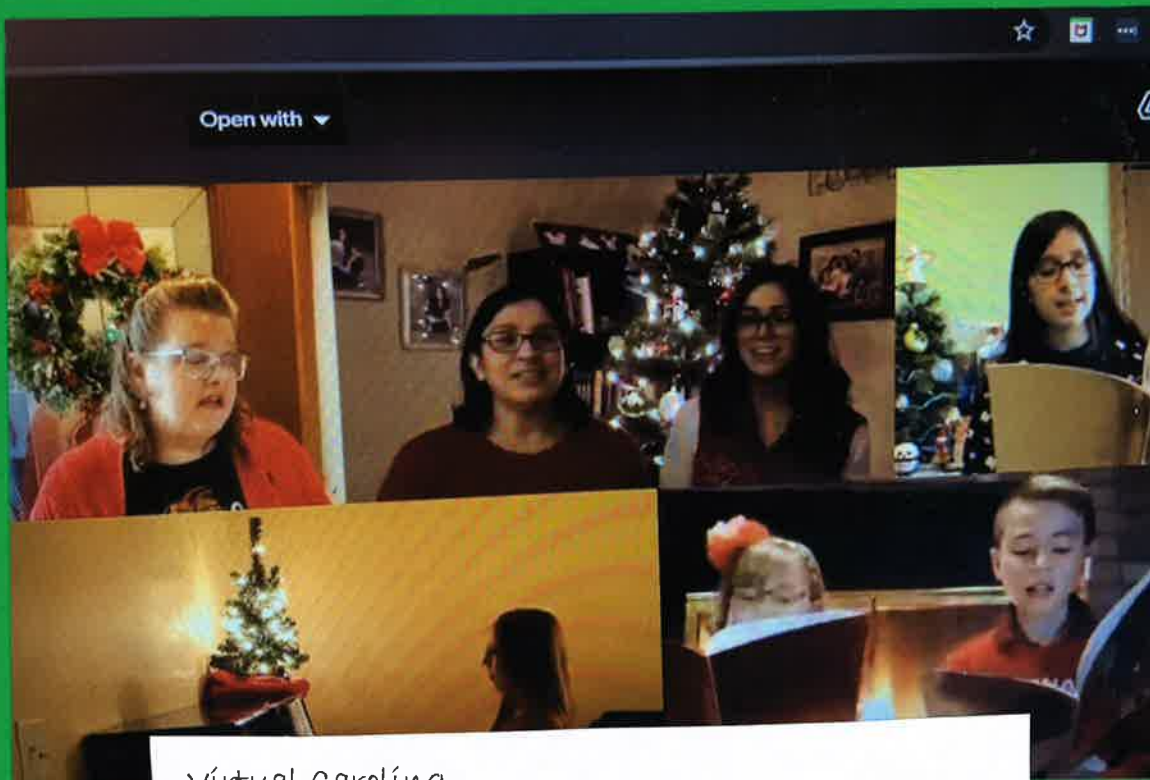
Virtual Caroling



Virtual Caroling
My brother's solo

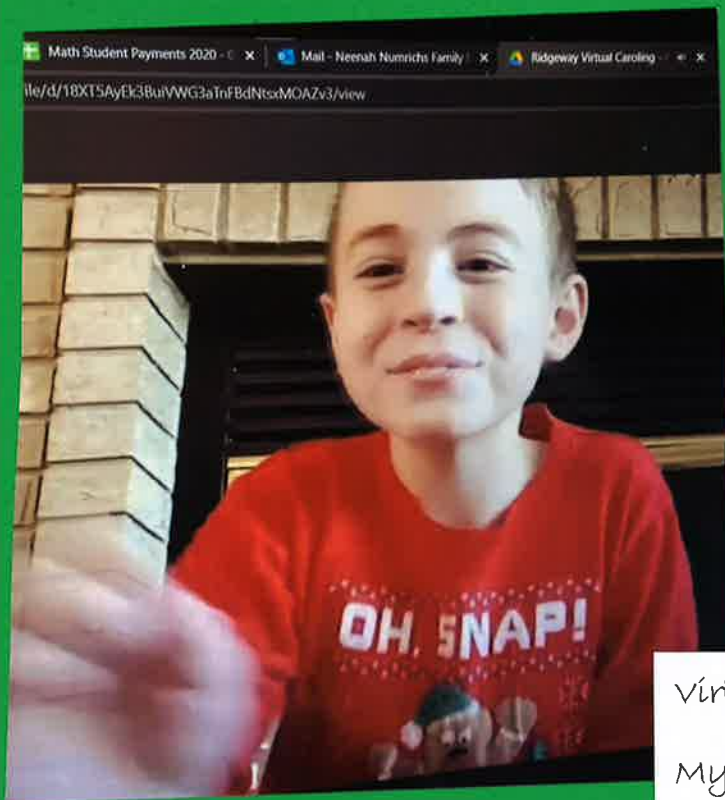


Virtual Caroling
My solo



Virtual Caroling
Group Songs with the
Petersen's, Numrich's, Dum's, Novak's and Oeftgers

Virtual Caroling



Virtual Caroling
My brother's solo



Virtual Caroling
Group Songs with the
Petersen's, Numrich's, Dum's, Novak's and Oeftgers

virtual Caroling



Virtual Caroling

Group Songs with the

Petersen's, Numrich's, Dum's, Novak's and Oeftgers



Virtual Caroling

caroling with my brother

8:31 / 16:51

Christmas Parade



Christmas Parade

We drove our cars through the Parking Lot to give the residents a parade at Christmas Time. It was fun spreading Christmas Cheer!



Project Meetings



Zoom Project Meeting
on How to Make
Breakfast Burritos - mixing eggs

Zoom Project Meeting on
How to Make Cream Puffs -
Final product - Yum!



Project Meetings



Zoom Project Meeting on How to Make Cream Puffs



Project meetings

How Cornelius Covid Stole 4-H 2020 Officer Training Escape Room

"Every 4-H-er down in Cloverville liked 4-H a lot... But Cornelius Covid, who lived just north of Cloverville, did NOT!"

Attention Club Officers!

Cornelius Covid has some-ugly plans for the 4-H-ers (that he just can't stand)! But you can help stop him. Explore each house in Cloverville: click on the objects you find to get clues (links to websites, videos & resources) that will help you learn more about 4-H. After finding all the clues/resources, find the Challenge/Quiz in each room, answer all the questions correctly and get a "KEY" to use to unlock the door when you click on it (taking you to the next house and next part of the Cornelius Covid Story). Escape all FOUR rooms to complete your Officer Training!

To get started, click on the Cloverville sign.

Zoom Officer Training
Virtual Escape Room



Zoom Project Meeting - Breakfast Burritos
My brother, Nicholas

Treasurer Duties

- ✓ Work with your Club Leader regarding all of the club's finances including maintaining accurate financial records
- ✓ Maintain the club's checking account. Two signatures should be required on checks, yours and the Club Leader's
- ✓ Spend money only with club approval. (Motion, Second, Passing)
- ✓ Keep a financial record of all income and expenses. (see resources)
- ✓ Deposit all money into the bank as soon as it is received. Don't keep money at home or on yourself.
- ✓ Only pay by check and have paperwork for all bills before they are paid.
- ✓ Write receipts for ALL money collected and maintain a copy of receipts in your records. This includes collecting dues.
- ✓ Never mix personal money with club money. Never "borrow" club money even if your intention is to pay it back. This is illegal!
- ✓ Never write a check to yourself. If a check needs to be written to you, have the Club Leader write it.
- ✓ Prepare an accurate treasurer's report for each month for your club meeting.
- ✓ Retain all receipts and reimbursements.
- ✓ Work with your Club Leader to balance accounts monthly and prepare annual audits and financial reports
- ✓ Keep in contact with Club Leaders and ask questions as needed.

11

Project Meetings



Zoom Project Meetings - Christmas Crafts

Wreath

Decorative Vase

Candy Ornaments

Project Meetings



Zoom Project Meeting
Homemade Playdoh with
my brother, Nicholas

Zoom Project Meeting
Recycled Crafts with
my brother, Nicholas



Zoom Project Meeting on
How to Make Cream Puffs -
Mixing the Dough

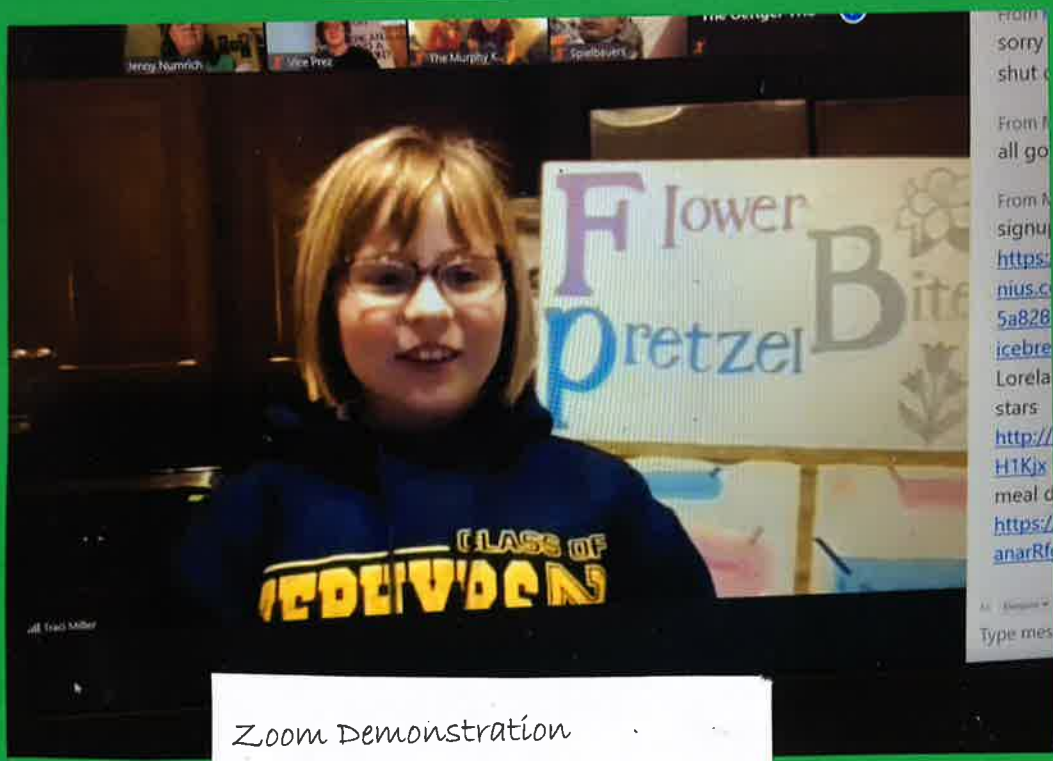


Project Meetings



Zoom Project Meeting
Breakfast Burritos
Mary Oetger, Evan and Mrs. Nunnich, Hannah Sabel,
Nolan Smith, Caleb Vogel, Sylvia and Marie Duns,
Nicholas and me.

Zoom Project Meeting
Canvas Painting



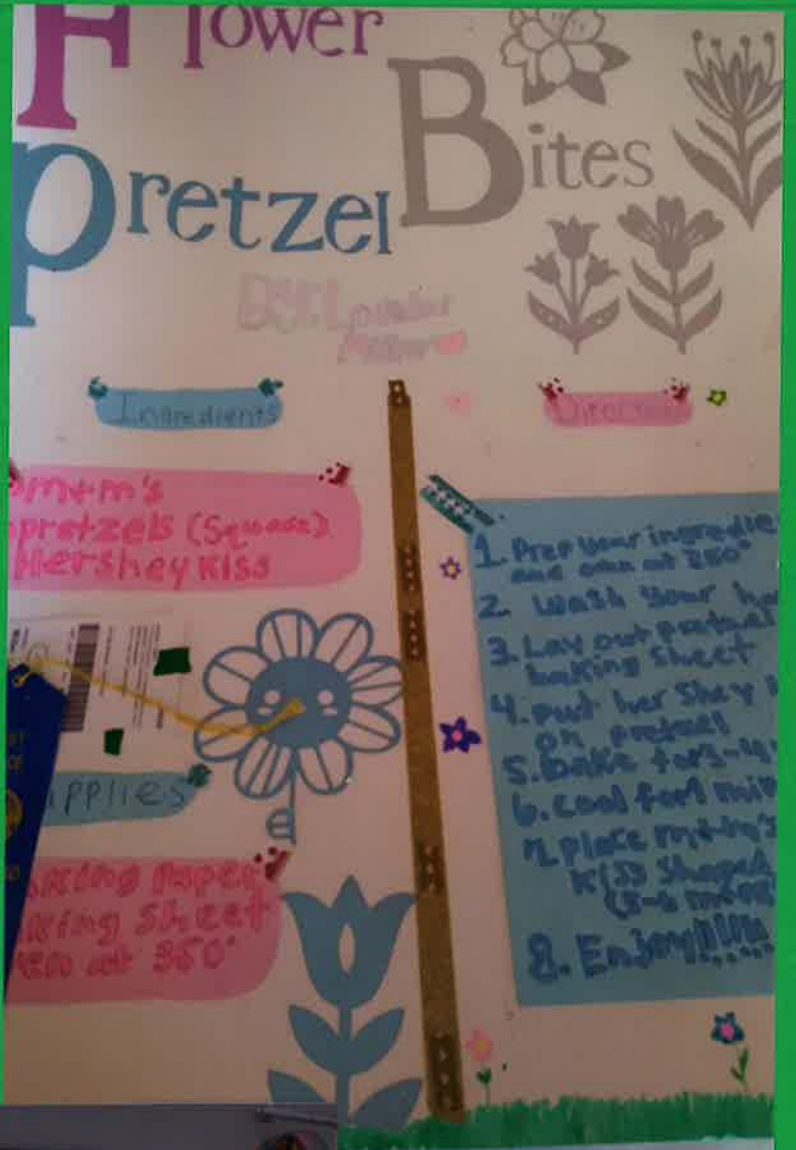
Zoom Demonstration
How to Make Flower Pretzel Bites



County fair



County Fair
Demonstration
Flower Pretzel Bites
Spotlight Stage Demo



COUNTY fair



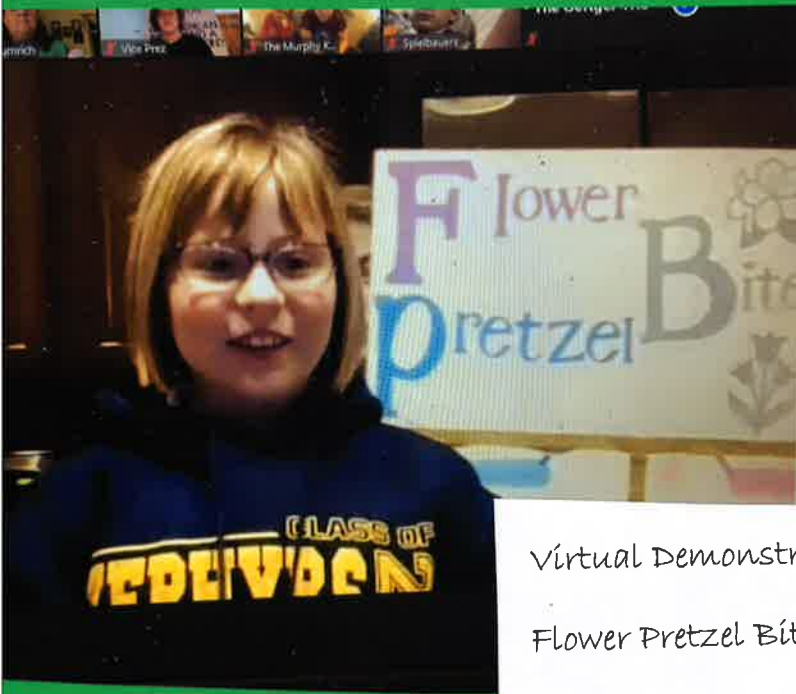
County Fair
Explorer Judging
Kit Kat Bar



County Fair
Fair Judging
My Bull/Cyber Bully Project
Received a Merit Award!!!

County Fair
Team Judging with my brother
Community Service Project
How to Make a Snowman Craft

Demonstration



Virtual Demonstration
Flower Pretzel Bites
Zoom Club Meeting

From 3
sorry
shut o
From t
all go
From t
signu
<https://nius.com/5a828>
icebre
Lorela
stars:
<http://H1Kix>
meal o



County Fair
Demonstration
Flower Pretzel Bites
Presented for Judging

Clalk on the boardwalk



County Fair

Chalk on the Boardwalk

Our Club got First Place!





Certificate of Participation

This certificate is presented to

LORELAI MILLER

for participating in the Spring 2021
Wisconsin 4-H Pen Pal Program



Amber Rehberg

WI 4-H Educational Programs Specialist



UW-MADISON EXTENSION





#4626

Class: Communications / 31C: Communications / any other exhibit relating to Communication description:

Division: Intermediate




V YEL BLL BLU RED WHT

#365

, Lorelai

Ridgeway (4-H)



FIRST PLACE



WINNEBAGO COUNTY FAIR



OSHKOSH WISCONSIN

Merit Award

Presented To:

Lorelai Miller

Name

Ridgeway 4-H

Club

8/2/2021

Date



#4620

Division / Class:
17 Exploring and Cloverbuds / 17A: Exploring /
17A111: About Self - Exhibit of Craft
Entry Description:

4-H Age Division: Intermediate



PRP LAV YEL BLL BLU RED WHT



Exhibitor
Miller, Lorelai

Club: Ridgeway



FIRST
PLACE



WINNEBAGO
COUNTY
FAIR

OSHKOSH
WISCONSIN

HONORABLE
MENTION



WINNEBAGO
COUNTY
FAIR

OSHKOSH
WISCONSIN



#4622

Division / Class:
17 Exploring and Cloverbuds / 17A: Exploring /
17A114: About Self - Exhibit of Any Other Proje
Entry Description:

4-H Age Division: Intermediate

PRP LAV YEL BLL BLU RED WHT

Exhibitor
Miller, Lorelai

Club: R

FIRST
PLACE



WINNEBAGO
COUNTY
FAIR

OSHKOSH
WISCONSIN

#4622

Division / Class:
17 Exploring and Cloverbuds / 17A: Exploring /
17A114: About Self - Exhibit of Any Other Proje
Entry Description:

4-H Age Division: Intermediate

PRP LAV YEL BLL BLU RED WHT

Exhibitor
Miller, Lorelai

Club: Ridgeway (4-H)

#365






One of my favorite projects that I tackled during the covid pandemic was upcycling some older bedroom pieces. The pieces included a small bookcase/storage case, a bedroom dresser, a mirror, and a jewelry box! I wanted to remodel my bedroom and I found these older pieces in our house that we were planning to donate. I really liked the style and shape of the pieces, but not the outdated colors. I knew I could update the colors to match the theme of my room and realized I could spray paint and seal the items. I told my mom about my ideas and she really liked the suggestion to repurpose the items for my room!

1. My Bookcase/Storage Case: It was originally black, so I washed it, primed it, and painted it silver to match the theme of my room! I now use it to store some of my smaller items.
2. My Dresser: The dresser was originally a dark brown and did not match my room at all. I wiped it off, took off the existing dresser drawer pulls and used a paint stripper (my mom watched me, since it was a harsh chemical) to remove the existing stain. Once that was done, I spray painted the cabinet silver, the dresser drawers light pink and put a clear seal coat to finish it off! I then picked out new handle pulls and attached them using a screwdriver. Lastly, the sides were rough and made it hard to open the drawers, so I used steel wool and bee's wax to lubricate the sides to make the drawers slide more easily.
3. My Mirror: My mom had this mirror from when she was little, and I loved the shape so much, but I hated the color. (It was an antique bronze). I cleaned it, primed it and spray painted it silver. I put tape on the mirror part of it when I was spray painting to avoid getting paint on the mirror. I love it and I use it every day!
4. Jewelry box: I have a lot of jewelry and my mom gave me her jewelry box from when she was my age. I loved the style, but not the brown color. So, I sprayed it silver to match my mirror!

These are examples on how you can recycle older pieces of furniture instead of throwing them away! I think this is a good idea because it is not wasting and giving older pieces of furniture a new life.





#4623

Division / Class:
17 Exploring and Cloverbuds / 17A: Exploring /
17A118: About Social Environment - Any Other
Entry Description:

4-H Age Division: Intermediate



PRP LAV YEL BLL BLU RED WHT

①

#36:

Exhibitor

Miller, Lorelai

OSHKOSH
WISCONSIN



FAIR

COUNTY

WINNEBAGO



FIRST
PLACE







Name: Lorelai Miller
 Grade during the current school year: 5
 Name of Club: Ridgeway
 Parent's/Guardian's Name: _____

Division / Class: 35 Junior Educational Booths / Books / 35C101: 4-H Record Entry Description:
 4-H Age Division: Intermediate
 PRP LAV YEL BLL
 Exhibitor: **Miller, Lorel**
 Club: Ridgeway



PORTRAIT

TIMELINE OF EVENTS

1532	1554	1554	1562	1603
Queen Elizabeth I was born	Queen Elizabeth I was crowned Queen of England	Queen Elizabeth I was thrown in jail at age 19	Queen Elizabeth I died from small pox	Queen Elizabeth I died from sepsis shock

CHARACTER TRAITS

glamorous
 fierce responsible
 loyal courageous
 trustful





Division / Class:
36 Junior Educational Booths
Books / 35C101: 4-H Record
Entry Description:

4-H Age Division: Intermediate



PRP LAV YEL BLL

Exhibitor
Miller, Lorelai

Club: Ridgeway (4)

①



FIRST
PLACE



WINNEBAGO
COUNTY
FAIR

OSHKOSH
WISCONSIN



#4618

Division / Class:
17 Exploring and Cloverbuds / 17A: Exploring /
17A10: About Self - Exhibit of your Hobby
Entry Description:

4-H Age Division: Intermediate



PRP LAV YEL BLL BLU RED WH

Exhibitor
Miller, Lorelai

Club: Ridgeway



FIRST
PLACE



WINNEBAGO
COUNTY
FAIR

OSHKOSH
WISCONSIN



Specially for you
HOMEMADE



#4619

Division / Class:  17 Exploring  Verbuds / 17A: Exploring / 17A109: Abc  Exhibit of Food
Entry Descr 

4-H Age Division: Intermediate



PRP LAV YEL BLL BLU RED WHT



Exhibitor
Miller, Lorelai

Club: Ridgev



DEPARTMENT 34 – HEALTH, SOCIAL & POLITICAL SCIENCE

Division D – Citizenship/Community Service

113. their life Any other exhibit related to a citizenship/community service project

For this project, I created a video making a simple craft with my brother to share at a local nursing home. We wanted to provide an activity for the residents to create during the covid pandemic. We chose a craft to decorate their rooms and hope the residents enjoyed making the craft. I enjoyed creating the video and adding transitions and comments to make it more personal.

#4629

Division / Class:
34 Health, Social / 34D: Citizenship/Public
Adventures / 34D113: Any Other Exhibit related
Entry Description:



Miller, Lorelai

Club:



DEPARTMENT 31 – COMMUNICATIONS

Division D – Creative Writing

112. Electronic media recording of yourself reading a children’s book to a child, and note about for whom it was intended

This past year, I participated in one of our club activities, where we recorded ourselves reading children’s books. I enjoyed this activity because it was a creative way to read aloud to others during the pandemic. The intended audience was anyone that is learning to read. The book I chose was “The Princess and the Pony” by Kate Beaton. It is a funny book teaching us to be grateful for what we are given and to make the most of it because it could end up being amazing. It also teaches us to be ourselves and embrace who you are. I hope the listeners enjoyed the book as much as I did.



①
Club: Rio

EXH
MI

Division / Class:
#4628
Creative Writing /
Recording of Yourself r

#4628

	Excellent	Very Good	Good	Needs Improving
Design				
Lettering (if Present) and easy to read	X			
Title (if present) clear	X			
Spacing and margins appropriate	X			
Effectiveness				
Definite message or story	X			
Attracts attention	X			
Gives single idea/thought	X			
Pleasing, balanced, uncluttered, neat	X			
Clear relationship between title and content	X			
Message brief, yet clear to viewer	X			
Member's Knowledge with Evaluator				

Comment: What a nice young lady. I encourage you to continue on with your awesome skills!

Parent/Guardian Comments



I certify that I have completed this record book on my own. My parent/guardian may have assisted me, but they did not complete any section of this book for me.

Youth Signature: <i>Lorelai Miller</i>	Date: <i>9-12-21</i>
Parent/Guardian Signature: <i>Jean Miller</i>	Date: <i>9-12-21</i>

I have the following financial understanding with my parent(s)/guardian(s). Check all that apply.

<input checked="" type="checkbox"/> Parent/Guardian covers all costs.
<input type="checkbox"/> I cover my own cost.
<input type="checkbox"/> We share costs.
<input type="checkbox"/> Fundraiser with club.
<input type="checkbox"/> No agreement.
<input type="checkbox"/> Other (explain).

Parent/Guardian: Please comment on how you feel about your child's participation in 4-H this year.

Lorelai's skills and confidence continues to grow by participating in 4-H events. She loves learning and trying new things and feels accomplished if she tried her best. She always strives to make her best better and is willing to change direction to try different methods if needed to accomplish the task.

I always enjoy seeing her and her brother team up on a few committees and activities. They are a good team and work to each other's strengths. She has become more comfortable to take lead and does not hesitate to offer her opinion.

I love seeing her confidence grow through her demonstrations and public speaking. She enjoys performing and researches her content and practices to make sure things go smoothly and can react if something goes off-plan.

Her skill level on her projects continues to grow and she has been successful as an Explorer. She ventured outside of the Explorer projects and exhibited in some different categories at the Fair and realized she was able to impress the judges. She always has an end vision in mind and is methodical in working towards that vision. We are proud of her hard work!

Organizational/Project/Youth Leader(s)' Comments



Please have this section filled out by at least one leader.

1.) Signature/Title: <i>Jennifer L. Mumt</i>	Date: 9/12/2021
2.) Signature/Title: Marge Monahan, Food, Clothing, Arts	Date: 9/12/2021

Please comment on how you feel about your member's effort on his/her 4-H year.

1. Lorelai completed her year as a 5th grader in Ridgeway 4-H club. Her demonstration for the club is well thought out and always so enjoyable to watch. Her public speaking skills are really an asset to her. Lorelai continues with community service work helping with things like birthday bags for the food pantry, creating virtual read aloud videos for teachers and youth in our community and creating a snowman craft video and supply list for use at the Parkview Nursing Home. Lorelai presented a variety of exhibits at the county fair this year including a super cute gnome painting and helped design our 4-H Chalk on the Boardwalk display for our club that won first place. I was tickled to see Lorelai present at the Spotlight Stage as well. Lorelai, I challenge you to keep trying new things in 4-H as you become an older youth for our club. Way to go Lorelai!

2. Lorelai is always a pleasure to work with because she is always very enthusiastic and focuses on being independent with her abilities. She confidently works on her project with smiles the entire time. She is very detailed in her approach and takes her time with whatever she is striving to tackle. She keeps safety in mind while working and wants to do her best. Her skills and confidence continue to grow as she gets more comfortable with the tasks. I hope to see her continue to expand her skills in knowledge in all the project areas that she strives to explore.

Additional page may be added