

2025 Winnebago County Fair Information Book For 4-H Members & Leaders



UW-MADISON EXTENSION

This book is compiled by 4-H Youth Development staff to gather fair information in one location for 4-H members. Fair exhibitors are still responsible for reading and following all Official Fair Rules of the Winnebago County Fair Association.
<https://winnebagofairoshkosh.com/> (See EXHIBITORS)

Table of Contents

County Fair Checklist

Exhibit at the Fair

<input type="checkbox"/> About County Fair	3 –5
<input type="checkbox"/> How to Exhibit at Fair	6 –10
<input type="checkbox"/> Fair Entry, Booths & Banners	6
<input type="checkbox"/> Judging Times	7
<input type="checkbox"/> Judging Information.....	8-10

Special Event: Endless Adventures..... 11

From the County Fair Board:

<input type="checkbox"/> Fair Admission & Camp Sites	14-15
<input type="checkbox"/> Billboard Contest.....	16
<input type="checkbox"/> Fair Events	17

From Your Superintendents:

<input type="checkbox"/> Expo Building Exhibitors	18-19
<input type="checkbox"/> ALL Barn Exhibitors.....	22-23
<input type="checkbox"/> Dairy Exhibitors.....	24-27
<input type="checkbox"/> Poultry Exhibitors.....	28-29
<input type="checkbox"/> Horse Exhibitors.....	30-31
<input type="checkbox"/> Goat Exhibitors.....	32-33
<input type="checkbox"/> Rabbit Exhibitors.....	33-34
<input type="checkbox"/> Meat Animal Board.....	36-37

4-H Fundraising—We need your help!

<input type="checkbox"/> The Dipper (4-H Food Stand).....	38-40
<input type="checkbox"/> Basket Raffle.....	41

4-H Activities

<input type="checkbox"/> Spotlight Stage.....	42
<input type="checkbox"/> Chalkboard Art Contest.....	43
<input type="checkbox"/> Fashion Show	44
<input type="checkbox"/> Craft Activities	44
<input type="checkbox"/> 4-H Youth Awards	44

Safety & Behavior Expectations

Contact Information.....

Extension Info.....

The Winnebago County Fair is held at the Sunnyview Exposition Center
500 E County Rd Y • Oshkosh, WI 54901

About County Fair

Every summer, thousands of 4-H youth participate in county fairs across the state to showcase the knowledge and skills they've gained throughout the year, and to continue their learning experiences.

The fair is a great opportunity for youth to get feedback and evaluation from registered state judges that can serve as a guide for the youth to further improve their skills. 4-Hers also have the opportunity to share their accomplishments with and educate the public about their subject. They are encouraged to lead visitors on tours of the 4-H buildings and barns as well as conduct workshops and hands-on demonstrations for the public.

County fairs not only make great memories, they help 4-H youth grow into successful adults.



Who is in charge of the County Fair?

In Winnebago County, the Fair is run by the Fair Association's Board of Directors. The Board is made up of Winnebago County residents who VOLUNTEER their time throughout the year to plan, organize, fundraise and coordinate all aspects of the County Fair. The Board is elected in December at the Fair Association's Annual Meeting (anyone who purchases a Membership as their

pass for the week of County Fair is a member of the Association and can vote for the Board). Anyone who has been a Fair Association member for one year can run for election to the board. <https://winnebagofairshkosh.com/>

Department of Agriculture, Trade & Consumer

In order for a fair to receive state aid for premiums (prize money), the fair board must follow specific requirements as outlined in Chapter ATCP 160 of the Wisconsin Administrative Code, overseen by the state Department of Agriculture, Trade & Consumer Protection (DATCP). This includes the hiring of judges from a list of individuals who are registered with DATCP.

<https://datcp.wi.gov/Pages/AqDevelopment/FairsAndShows.aspx>

UW-Extension 4-H Youth Development

UW-Extension 4-H Youth Development staff support the Fair Board by providing educational resources to youth and adult exhibitors, consulting on best practice in regards to youth development and educational activities, and by providing communication to 4-H members. <https://winnebago.extension.wisc.edu/4h/>

Volunteers Needed!

The county fair (like 4-H events) is run by volunteers, so we do ask that exhibitors/families help do their part to make the fair possible by volunteering for the Winnebago County Fair Association which includes helping with set-up, display of exhibits and clean-up.

Many hands make light work, and an affordable fair!

Expo Building Set-Up

- ⇒ **Wednesday, July 23 (day) and Thursday, July 24 (evening)** Help to carry, clean, wash, and assemble various displays in Expo Building.

Judging Day Assistance/Display of Exhibits

- ⇒ **Monday, July 28 and Tuesday, July 29 12:30-8:00pm**
Adults and older youth volunteers can assist judges, attach ribbons, and set-up displays before and during judging. Parents of youth exhibitors can help with ribbons, recording results, carrying exhibits, and doing tasks that keeps judging moving smoothly. Exhibitors can learn a lot about their area by helping judges.

Table/Chair Crew

- ⇒ **Monday July 28 7:30pm—8:30pm** Help is needed to move tables and chairs to new locations for Tuesday Judging.

Pen/Stall/Cage Set-up

- ⇒ **Sunday, July 27:** See “Barn Exhibitors” page for scheduled times.

Dipper (4-H Food Stand) Set-Up

- ⇒ **Sunday, July 27 9:00am-12:00pm** Help set-up the Dipper (wash dishes/equipment, stock supplies, move equipment, etc).

Dipper Clean-Up

- ⇒ **Monday, August 4 9:00AM—Noon**
Help wash everything in the Dipper and pack away all equipment/supplies.

Dipper Contact: Scott Richter 920-420-4955.



About County Fair

Fair Office Hours & Welcome Table

The Fair office will be open in the Expo building from 9AM to 9PM

New to fair?

Alissa Eichman will be available to take questions during fair set-up on Thursday, July 24th(evening) in the Expo building

Welcome Table:

Alissa will also be at a welcome table during judging times in the Expo building on Monday, July 28th and Tuesday, July 29th.

**PLEASE COME WITH YOUR EXPO ENTRIES
PROPERLY TAGGED AND READY TO GO!**



County Fair Superintendents are happy to help answer questions about signing up for fair, how to enter projects/animals correctly, and other project-specific questions. Superintendents are experts at how their particular Department works! (contact info on last page of book)

- Questions about FairEntry? Contact Kim Brzozowski Fair Board Volunteer:
winnebagocountyfairquestion@gmail.com
- Questions about 4-H Projects? Contact Dana Berger, 4-H Program Educator:
dana.berger@wisc.edu OR Sarah Thompson, 4-H Youth & Sceince Educator:
sarah.thompson@wisc.edu



Exhibit at the Fair

The **Premium Book** lists all items that can be exhibited at the Winnebago County Fair, and the premiums (monetary awards) that can be won depending on placing the exhibit receives from a judge (1st, 2nd, 3rd, 4th place).

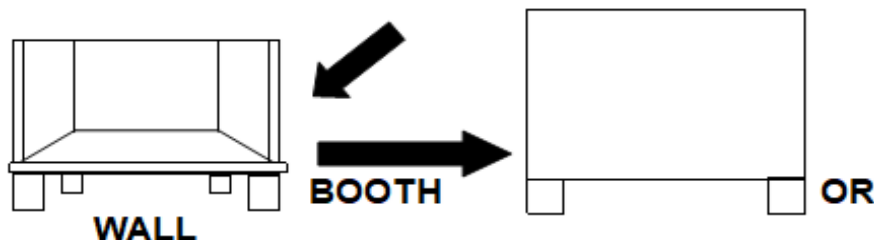
- All **Fair Rules** can be found in the premium book, including how to prepare exhibits and exhibitor responsibilities at the fair. Please take time to read general rules and department specific rules carefully, as not following the rules can result in disqualification or a reduction in placing (1st place marked down to 2nd)

Premium Book Link: <https://bit.ly/4k9DFMD>

This link will take you to our google drive where you can view, download and print Fair Rules, Department specific information and class/premium lists.

Educational Booths

Decorate an "Educational Booth" (individually or with a group), to advertise your 4-H Club, your project area or a 4-H activity you participated in. Enter your Booth in Department 35 to be judged and receive premium money.



Booths to be judged need to be set-up by 3:00 PM on Monday July 28. All other booths must be set-up by 5:00 PM on Tuesday, July 29. Booths can be set up starting Thursday, July 24. Contact winnebagoountyfair@gmail.com or 920-685-3023 if you would like to confirm what time the Expo Building will be open each day.

4-H Club Banners

If your club banner isn't currently at the Extension Office, or if you have a new banner, please drop it off at the Extension Office by **Monday**, July 21. All club banners will be displayed in the Expo Building. Remember...the Winnebago County 4-H Leaders' Association will reimburse your club up to \$100 for banner supplies.

Judging Times

Judging Times for more complete information please see Fair Premium Book: <https://bit.ly/4k9DFMD>

JUNIOR FAIR JUDGING DATES AND TIMES

2025 FAIR: WEDS. JULY 30 – SUN. AUGUST 3

(Pre-Fair Expo Building Judging begins Mon & Tues before Fair, Barn Animal Check-in is Tues before Fair)

Dept #	Department Name	Day of Judging	Start Time of Judging	End time of Judging	Location of Judging
1	DAIRY	Wed.	8:30 am	Varies	Covered Arena
2	BEEF	Thurs.	8:30 am	Varies	Covered Arena
3	SWINE	Fri.	8:30 am	Varies	Barn A Extension
4	SHEEP	Thurs.	3:00 pm	Varies	Barn A Extension
5	GOATS	Thurs.	9:00 am	Approx 11am	Barn A Extension
	Fun With Goats	Sat.	3:00 pm	Varies	Barn A Extension
6	HORSE (day 1)	Fri.	8:00 am	Varies	Covered Arena
	HORSE (day 2)	Sat.	9:00 am (8am if Meat Exhibitor)		Covered Arena
	Model Horse	Mon.	1:00 pm	3:00pm	Expo
7	POULTRY	Thurs.	9:00 am	Varies	Barn A Overhang
8	RABBITS	Wed.	9:00 am	Varies	Barn A Overhang
10	ANIMAL SCIENCE (no live animals, open to all youth exhibiting in Animal Departments)	Mon.	1:00 pm	7:00 pm*	Expo
11	LLAMAS, ALPACAS & OTHER DOMESTICATED EXOTIC ANIMALS	Thurs.	Approx. 11am (follows Goats)	Varies	Barn A Extension
14	PLANT & SOIL SCIENCE	Tues.	1:00 pm	7:00 pm*	Expo
15	FLOWER & HOUSE PLANTS	Tues.	1:00 pm	7:00 pm*	Expo
16	NATURAL SCIENCE	Mon.	1:00 pm	7:00 pm*	Expo
17	FAIR FOR BEGINNERS Division A "Fair Discovery": K5-1 st Grades AND Division B "Fair Exploration": 2 nd -3 rd Grades	Tues.	1:00 pm	7:00 pm*	Expo
4-H Exploring Members in 4 th Grade & Up must enter in regular Fair Depts (10 and 13-34). See each Department for Judging day/time.					
18	CULTURAL ARTS	Mon.	1:00 pm	7:00 pm*	Expo
20	PHOTOGRAPHY	Mon.	1:00 pm	7:00 pm*	Expo
22	WOODWORKING	Mon.	1:00 pm	7:00 pm*	Expo
23	ELECTRICITY	Mon.	1:00 pm	7:00 pm*	Expo
24	MECHANICAL SCIENCE	Mon.	1:00 pm	7:00 pm*	Expo
25	FOOD & NUTRITION	Tues.	1:00 pm	7:00 pm*	Expo
26	CLOTHING/SEWING	Mon.	1:00 pm	7:00 pm*	Expo
27	KNITTING & CROCHETING	Mon.	1:00 pm	7:00 pm*	Expo
28	HOME FURNISHINGS	Mon.	1:00 pm	7:00 pm*	Expo
31	COMMUNICATIONS	Mon.	1:00 pm	7:00 pm*	Expo
32	YOUTH ORGANIZATION DISPLAYS (Booths, Banners, Scrapbooks & Record Keeping)				
	Scrapbooks & Record Keeping	Mon.	1:00 pm	7:00 pm*	Expo
	Booths/Banners must be set up by 3:00pm	Mon.	Approx. 5:30 pm	7:00 pm	Expo
33	YOUTH LEADERSHIP	Mon.	1:00 pm	7:00 pm*	Expo
34	HEALTH & CITIZENSHIP	Mon.	1:00 pm	7:00 pm*	Expo

*Non-animal projects (Expo Building) must be in line by 6:30pm to be judged

Youth Exhibitors must be present for all judging

Judging Information

Entry Tags

Why do I need entry tags? You must have an entry tag to get your exhibit judged. You will receive one entry tag for each exhibit (individual class) you entered on your entry form. The entry tag identifies each exhibit and who it belongs to. You also need the "Claim Check Report" to claim your exhibit on Sunday, August 3. If there are any mistakes on your entry tags, notify Kim Brzozowski

winnebagoountyfairquestion@gmail.com

as soon as possible. If you do not have your entry tag, you will not be able to get your exhibit judged. See the Fair Premium book for information on attaching entry tags to exhibits (or for check-in of animals).



Where do I get my entry tags? Tags will be available starting at 6:00 PM, on Thursday, July 24, at the Expo Building. They can be picked up throughout the weekend during set-up and/or exhibitor meetings. Otherwise tags will be available on Monday, July 28, and Tuesday, July 29, from 12:00 Noon - 7:00 PM in the Expo Building at the fair grounds.

All tags are to be picked up by Tuesday, July 29 at 7:00 PM.

Claim Checks

A "Claim Check Report" will be included with your entry tags in your envelope. The entry numbers on your claim check report match the numbers on your entry tag. In order to pick up your exhibit on Sunday night, you need to show a building monitor your claim check report.

Release and Pick Up of Fair Exhibits

- All animals will be released on Sunday, August 3, at 4:00 PM by an announcement made by the fair office and must be removed by 7:00 PM.
- Other Exhibits are released between 4:30 - 6:00 PM on Sunday. Buildings will be locked at 7:00 PM.
- Parents and exhibitors are allowed to enter free of charge at the East Gate on County Rd. Y after 4:00 PM on Sunday, with a Claim Check Report to pick up exhibits. Claim Checks/reports must be presented.
- The State of Wisconsin provides a portion of the premium money and requires exhibits to be on display during the entire fair. If exhibits are removed prior to release time, entire State support may be withheld (which is approximately \$10,000).
- **Exhibits not claimed on Sunday, August 3, are left at the Exhibitor's own risk.** Exhibits that are not picked up on Sunday will be left at the Expo Building until 10:00 AM Monday, August 4. **Any remaining exhibits after 10AM will be recycled / repurposed.**

Judging Information

In the **Danish system of judging** all the entries in one class are brought together so the judge can compare the items to a “standard” and to the other entries. This system is typically used for animal exhibits in Winnebago County. Every entry can receive a ribbon and premium but the number of blue (1st place), red (2nd place), white (3rd place), and pink (4th place) ribbons a judge hands out in each class depends on the number in entries in the class. For example, if there are 10 entries in a class, the judge can give only 2 blue, 3 red, 2 white, and 3 pink ribbons. The judge does not have to give the maximum number in each placing depending on the quality of exhibits. In the example of 10 entries, if the judge does not feel there are any that are worthy of a blue ribbon (1st place), the judge may choose to give up to 5 red ribbons (2nd place) instead.



Face-to-face judging is used to help exhibitors learn the strengths and weaknesses of their project by talking one-on-one with the judge. Face-to-face judging is used for non-animal exhibits in Winnebago County. Exhibitors report to the judge with their exhibits at the designated time. They meet face-to-face with the judge, who learns more about the work the exhibitor put into the entry while also evaluating it. Exhibitors then receive a ribbon for the quality of the exhibit & knowledge of their project. They also receive new information they can use to do better next year. All exhibits receive a premium and ribbon. The judge does not have to follow the placing numbers of the Danish judging system.



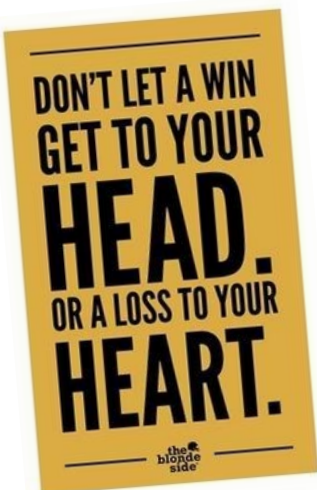
Conference judging is a combination of face-to-face and Danish judging. In conference style judging, the exhibitors and exhibits come before the judge by Class. The judge may ask youth questions about their project and use the knowledge as well as the quality of the exhibit to place the entries according to the Danish method of placing.

Regular Judging is used in the Open Class (Adult) Division, typically for non-animal exhibits. The judge can select only one first place, one second, one third, and one fourth-place exhibit among the items in that class, depending on whether the judge feels the exhibits are worthy.

Judging Information

Blue Ribbon Youth

It is important to recognize that judging is a personal opinion and that evaluation will vary among judges. Graciously accepting constructive criticism of one's work is a life skill. Let's strive to recognize that **4-H YOUTH** are more important than **4-H projects**. A blue ribbon 4-H member with a white ribbon chicken is more desirable than a white ribbon member with a blue ribbon chicken!



The only exhibitor you should try to be better than... is the exhibitor you were yesterday

www.showmanshipathalter.com

If you've done your best work on your project, it's disappointing not to get the rating you were expecting. Just remember – the judge's opinion is simply one person's opinion. A different judge might have given you a different placing. But even if you don't agree with the judge, it's worth paying attention to what he or she has to say about your project. You could get some great ideas for how to do even better next time.

Tips for Accepting Feedback

- Pay attention to what the judge liked instead of getting upset about what they didn't like. Even if there were some negative comments, there were probably just as many positive ones!
- Don't be nervous about face-to-face judging. Relax so you can be your friendly, natural self when the judge meets with you. And if you don't understand something they say, be sure to say so.
- Think about how you can use the judge's feedback. What can you do differently if you intend to keep working on this kind of project? What will you want to do the same way?



Special Event

Endless Adventures

Friday, August 1, 2025 | 4:30 - 6:00 pm

Winnebago County Fairgrounds | Barn B Overhang

★ Endless Adventures is a goat, calf, sheep and pig show that allows youth ages 8-18 with special needs to have an opportunity to show an animal alongside a Winnebago County Fair youth exhibitor. Each participant will be paired with a youth exhibitor in order to learn how to show an animal species of the participants choice. We currently have 20 open spots

★ It's in honor of a former 4-H Friends 4-H Club member Josh Perry who had Asperger's syndrome. Josh was a boy who had a heart of gold and found that showing dairy cattle at the county fair and spending time with animals made him the happiest kid ever. Josh was an outstanding leader to so many youth around him and we are hoping to continue carrying on Josh's legacy throughout this event

★ Please reach out to exhibitorexperience@gmail.com or fill out the google form if you have a youth interested in participating (deadline is June 21, 2025): <https://forms.gle/vZB9kJ9dyALgVo1y5>



Notes

[illegible]

Winnebago County 4-H



County Fair Admission

Barns open 8:00am Daily • Gate Charge begins 9:00am Daily

Expo Building open 9:00am Daily

Family & Kids Entertainment begins by 11:00am Daily

Barns Close at 9PM

Midway/Carnival Rides Hours (see [Mr. Ed's Magical Midways](#) for height restrictions & ride information):

Wednesday & Thursday 4:00pm-10:30pm

Friday 1:00pm-10:30pm (closed for safety check from 4-5pm)

Saturday 12:00noon-10:30pm (closed for safety check from 4-5pm)

Sunday 12:00noon-4:00pm (Fair closes at 4pm Sunday)



2025 Daily Tickets

Includes entry into fair, parking, grandstand shows, live bands, family entertainment, exhibits & barns. AND UNLIMITED Carnival Rides

(Note: Midway closes 4-5pm daily for safety checks.)

\$12 ADVANCE May 1 – July 30

\$15 at GATE ONLY July 30 – Aug 3

Tickets can be used for any 1 day of the Fair . They are not date specific. Buy now, decide what day to to join the fun later! Events subject to change.

All sales are final. Kids 3 and under are free.



2024 WCFA Membership/Weekly Pass

Memberships include entry into fair, parking, grandstand shows, live bands, family entertainment, exhibits & barns.

\$35.00 May 1 – July 30, 2025

\$40.00 July 30 – August 3, 2025

5 Day Admission

Includes Fair Association Annual Membership

Does not include Carnival Rides

Association Memberships available for purchase year-round.

County Fair Admission



Ticket Sale Locations & Dates

Available NOW: [Square Store](#) or From a [Fair Board Director](#)

Available in JUNE: At LOCAL RETAILERS

2025 Ticket Seller Locations:

[Festival Foods](#) (Oshkosh, Neenah, Menasha)

Hair Connection 522 North Main Street, Oshkosh

Winnebago County Clerk's Office

(County Admin. Building 112 Otter Ave, Oshkosh)

Winnebago County Parks Office

(James P Coughlin Building – 625 E County Road Y, Oshkosh)

[Piggly Wiggly](#) in Omro & Oshkosh

At The Gate ONLY July 30 – August 3 2025

Sunnyview Expo Center

500 E County Road Y, Oshkosh

\$15.00: Daily Ticket

\$35.00: Membership/Weekly Pass

Camping Questions? Contact Steve Stark at 920-420-5003.

*Reminder – Campers also need to have a
Membership/Weekly Pass or Youth Exhibitor Band.*



Promote the County Fair!

Fair Association Billboard Contest

All Youth Groups (4-H, FFA, Scouts, etc.) are invited to help promote this year's county fair (and win prize money!)

Prizes: 1st: \$200.00 • 2nd: \$150.00 • 3rd: \$100.00 • 4th: \$50.00

RULES

- ◆ Each club/group will need to supply all materials/location for billboard (stationary display of parade float allowed as substitute)
- ◆ Each club is responsible for getting approval for placement and abide by city and / or county regulations on the placement.
- ◆ Youth members are to paint and construct these boards (recommend 4x8 board with post in ground). Leaders and adults are encouraged to help, but keep in mind this is a youth project.
- ◆ Your board needs to be simple and to the point. Most people will see these signs as they travel the roadways at 25-55 MPH! Your message needs to be conveyed in a split second of viewing.
- ◆ Boards are to be in place no sooner than June 1, 2025 and no later than July 5, 2025
- ◆ Once your board is in place, you must take a clear picture of it, and submit to the Winnebago County Fair Association.
- ◆ Your billboards need to be taken down after fair ends!

REQUIREMENTS

- ◆ Use "Strollin' the Fair Without A Care" (2024 Fair Theme)
- ◆ Words "Winnebago County Fair" must be included on the board.
- ◆ Date: July 30 – August 3, 2025
- ◆ Club /Group names should be in the lower right hand corner and should be no larger than 6" letter in height.

JUDGING CRITERIA

- ◆ Overall Artistic Impression
- ◆ Creative Use of Theme
- ◆ Lettering (make it readable)
- ◆ Attractiveness
- ◆ Neatness/Quality

DEADLINE

Submit Photo of Billboard to Fair Association by July 5, 2025

winnebagoountyfair@gmail.com

- ◆ Include: CLUB/GROUP NAME, contact person, address, phone number and location of billboard.



Fair Events

Join us at the Fair, July 30-August 3, 2025! Start your day exploring five barns of animals, then cool off in the Expo Building with youth exhibits, vendors, and the 4-H Basket Raffle. Enjoy family fun with magic shows, racing pigs, a trout pond, and thrilling midway games.

Satisfy your cravings with over 20 food booths before hitting the Carnival-Air Maxx or Carousel, your choice! End the night with grandstand events like a rodeo, tractor pull or the demolition derby, then dance to live local bands. Fun for all-don't miss it!

PRE-FAIR EVENTS

- Saturday, April 12 Fairest of the Fair Contest
- Monday, July 28 Expo Building Non-Animal Judging
- Tuesday, July 29 Expo Building Non-Animal Judging
- Tuesday, July 29 - Welcome Night

WEDNESDAY, JULY 30

- Dairy Show 8:30am (Covered Arena)
- Rabbit Show 9am (Barn A)
- Rodeo 7pm (Grandstand)
- Zach Thomas- former American Idol Contestant 8pm (Music Village)



THURSDAY, JULY 31

- Beef Show 8:30am (Covered Arena)
- Goat Show 9am (Barn A)
- Poultry Show 9am (Barn A)
- Sheep Show 3pm (Barn A)
- County Farm Tractor Pull 7pm (Grandstand)
- Dig Deep 8pm (Music Village)

FRIDAY, AUGUST 1

- Veterans Day: Advanced Ticket Discounts!
- Seniors Day
- Swine Show 8:30am (Barn A)
- 2/5s Party Band- Polka 12pm (Music Village)
- Del Rays 4pm (Music Village)
- Endless Adventures Show 4:30pm (Barn B Overhang)
- Badger State Tractor Pull 6:30pm (Grandstand)
- Star Six Nine 8pm (Music Village)



SATURDAY, AUGUST 2

- Jet Pack Stereo 4pm (Music Village)
- Demolition Derby 6pm (Grandstand)
- Spicy Tie Band 8pm (Music Village)

SUNDAY, AUGUST 3

- Small Fry in Training 9am (Covered Arena) → sign up [HERE!](#)
- Sensory Friendly Day 11am-2pm
- Fair Closes 4pm

ALL EXPO Exhibitors

“Expo” exhibitors are the youth whose projects are on display (or get judged) in the Exposition Building at Fair, including non-animal projects and small animals.

Fair Set-Up

Help is needed from all exhibitors to make Fair possible.

- Expo Building Set-up Wed, July 23 (day) or Thurs, July 24 (evening)
- Judging Day Assistance/Display of Exhibits
Monday, July 28 and Tuesday, July 29 12:30-8:00pm
- Table/Chair Moving Crew Monday July 28 7:30pm - 8:30pm

Call 920-685-3013 to sign up

Preparing Your Exhibits (non-animal)

- Entry Tags must be attached to your exhibit prior to being judged (except foods/vegetables—tags will be attached after judging). You may pick up entry tags beginning Thursday, July 24 at 6pm to attach them prior to arriving at the fair. Tags should be attached so that all information is visible when the project is displayed but does not cover up your exhibit.
- Some exhibits require extra information to be provided with the project (recipes, labeling of equipment/process used, etc). Please see your Department's specific rules (in Fair Premium Book). Missing information could result in your placing being marked down (1st place to 2nd).
- Exhibits that are meant to hang on a wall should come to fair ready to hang (from a hook). This might include attaching a binder clip to photos/art/posters or attaching other materials appropriate to the project's weight/size.

Poster Guidelines (all Departments)

- Posters must be designed on or affixed to standard poster board: 14" x 22" minimum dimension to 22" x 28" maximum dimension
- Posters may use any medium: watercolor, ink, crayon, acrylic, charcoal, oils, or collage. They must not be three-dimensional.
- Exhibitor's name, age, club, and a brief interpretive statement should be clearly written on a 3"x5" card. Attach to back of poster in upper left corner.

What does “exhibit of” really mean?

This definition was added to the Premium Book to help answer FAQ's:

Definition of exhibit such as “any other exhibit” or “exhibit related to”:

these terms are used to allow the exhibitor to share unique projects, knowledge, learning or experiences in a creative way (especially for items not specifically listed in the Fair Premium Book). Exhibits may be (but are not limited to) actual articles (stand alone, mounted to appropriate presentation board, displayed in case, etc.), mobile, model, poster, photo(s), drawing, chart or guide, scrapbook, digital/electronic/recorded presentation, and/or a combination of these methods. Consult your organization's project literature or group leader for ideas.

ALL EXPO Exhibitors

Judging

- Non-animal judging takes place Monday, July 28, and Tuesday, July 29, from 1:00 PM - 7:00 PM in the Expo Building. See page 13 for your Department's assigned day. **You may come anytime during the judging hours, but you must be in line by 6:30 PM.** In departments with many exhibits, you will take a number to know when it is your turn to be judged.
- Animal judging takes place on specific days/times (see page 13). You will need your entry tags in order to be judged. (Tags need to be picked up from the Fair Grounds office by 7pm Tuesday, July 29). Animals should arrive at the time of judging and will go back home after judging is complete.

So Much to See & Do!

It might seem obvious that animal exhibitors must be at the fair every day to take care of their animals. But they also help with barn duty (keeping exhibits looking nice for public) and interact with fair-goers; providing education and answering questions about their project area as people walk through the barns.

While your non-animal exhibit does not need daily care like an animal does, you are still encouraged to return to the fair throughout the week to assist your club with Expo Monitoring. The purpose of expo monitoring is similar to that of barn duty—keep exhibits looking nice and to interact with fair-goers; providing education and answering questions.

We have many 4-H activities going on throughout the week...not only to create a hands-on learning experience for the public, but to provide opportunities for 4-H members to continue their learning as well. Please join us for the fun! (FYI—you will need a pass to enter the fair 7/30 - 8/3)

Pick up Exhibits

Don't lose your "Claim Check" Report that came with your entry tags. You need to bring it with you Sunday to pick up your exhibits at 4:30pm.



LIFE IS LIKE A



CAMERA

FOCUS

ON WHAT'S IMPORTANT

CAPTURE

THE GOOD TIMES

DEVELOP

FROM THE NEGATIVES

AND IF THINGS
DON'T WORK OUT

TAKE ANOTHER

SHOT

Notes

This image shows a single sheet of white paper with horizontal black ruling lines. The lines are evenly spaced and run across the width of the page, providing a template for handwriting practice or general writing. There are no margins, text, or other markings on the paper.



Whether you own or lease an animal, you will experience dedication, determination, and hard work when you participate.



There is no price tag on the life skills that youth gain while showing livestock.



ALL BARN Exhibitors

Fair Set-up

The county fair (like 4-H) is run by volunteers, including year-round planning, fair set-up and clean-up, so we do ask that exhibitors/families help do their part to make the fair a positive experience for everyone, which includes helping with tasks like pen/cage set-up. Many hands make light work, and an affordable fair!



Sunday, July 27—Pen/Cage Setup & Meetings

One person from each club/group should contact the Superintendent for your animal area with the correct number of animals you are bringing to the fair prior to July 29. We need an accurate count for pen/cage set-up and to assign barn locations to clubs (exhibitors/animals are grouped by club/group).

- **Poultry** Cage Set-up 9:00 AM
- **Rabbit** Cage Set-up 9:00 AM
- **Beef/Sheep/Swine** Pen Set-up 9:00 AM, Mandatory Meeting 10:30 AM
- **Goat** Time TBD at Goat Project Meeting—Call Superintendent for info
- **Dairy** Mandatory Exhibitor Meeting at 12:00 PM
- **Horse**—Exhibitors may begin decorating stalls on Sunday according to posted barn assignments. Mandatory Safety Meeting will be held Tuesday, August 29 at 7:00 PM.

See following pages for more detailed information by animal.

Cancelling an Animal?

Please contact Kim Brzozowski at:

winnebagoountyfairquestion@gmail.com by **Monday, July 21**, if you are **not bringing** an animal(s) to the fair.

Barn Decorations

All exhibitors are encouraged to participate with their 4-H club to decorate their animal area in the barn. Decorations help the public identify 4-H groups and individual exhibitors. Including educational information about your animal/project helps teach about agriculture and farming in Winnebago County. Decorations are judged as part of the Herdsmanship contest sponsored by the Fair Association. Decorating can begin after pen/stall/cage set-up and assignments on Sunday.

“ Reminder as you decorate in the barns – Fire extinguishers are to be left in place. Do not block extinguishers with decorations.

ALL BARN Exhibitors

Overnight Barn Duty

Volunteers are needed for overnight barn duty from 11:00 PM– 5:00 AM. To volunteer, please contact the Fair Office at 920-685-3013s. If there are no volunteers, barn duty won't be covered that evening.

Fair Check-in

- **Animals must be brought to the fair on Tues., July 29, 11AM—6PM**
- **Swine 11A-2PM / Sheep 2-5PM / Beef 5-6PM**
- There will be a veterinarian on the grounds, Tuesday, July 29, for entry day.
- Superintendents will be responsible for checking animals in. If any questions or issues arise concerning an animal, the veterinarian will have the final decision.
- Read Animal Health Regulations in Premium Book available online: <http://www.winnebagoountyfaironline.com/> Make sure you know what health papers/tests are required for your animal. If you have questions—contact the Superintendent for your area (see contact info at back of book)
- You will need your FairEntry Tags to check in your animal. Entry Tags can be picked up from the Expo Building starting Thursday evening, July 25.
- **Organically Raised Animals:** If you are exhibiting animals that are raised organically, you are *required to post a sign* stating such and a number to be called in case of illness or other emergency with animals.



Care of Animals/Facilities

- Exhibitors must give personal attention to their animals at the fair. Animals are to be fed and watered daily. Animals, stalls, pens and cages should be kept clean at all times. Junior exhibitors are expected to care for and groom their animals while at the fair.
- The Fair Association will not be providing shavings for exhibitors to use in the animal pens/stalls. The Fair Association will provide shavings for show ring only. Please plan accordingly so your areas have adequate bedding.
- **FEED/HAY/BEDDING STORAGE:** Storage space is available under the overhang outside of the dairy and beef barns, and will be monitored for neatness. All clubs are being asked to clean up feed, hay and bedding at the end of the fair. Leaving a mess will mean there will no longer be outside storage. Please be considerate of the clean-up crew and do your part to keep the fair AFFORDABLE for all.
- Wash racks are located on the East and West sides of the restroom/shower building. Please do not leave buckets, soap, hoses, and other equipment lying around. The area is very visible to the public.
- No animals are to be walked out the West end of the barns onto the covered walkways.
- The Fair Board discourages the practice of furniture in all barns and overhangs. If you do bring your own chair/table you do so at your own risk. **NO** upholstered furniture of any kind will be allowed.
- All animal trailers will be parked on the grass area North of the open arena, same as in the past. No parking on the blacktop.

Dairy Exhibitors

IMPORTANT UPDATES FOR DAIRY EXHIBITORS!!

Any lactating dairy cows will need to be tested for H5N1 (HPAI/bird flu) in order to be exhibited at the Winnebago County Fair. This test is a milk sample and can only be taken a week before movement. The earliest to take a sample for the Fair is July 23, 2025. If you have any questions contact your veterinarian or fair board.

To keep up to date in the most recent H5N1 info, visit:

https://datcp.wi.gov/Pages/Programs_Services/AvianInfluenzaCattle.aspx



Animal and Plant Health Inspection Service
U.S. DEPARTMENT OF AGRICULTURE

Checklist for Fair and Exhibition Organizers: Reduce the Spread of Influenza A During Fairs and Exhibitions

1



Develop and Share a Biosecurity Plan for the Event

Plans should avoid co-mingling cows from different herds, communicate expectations for milking healthy cows, designate isolation areas for sick cows, limit direct public contact with animals, and outline cleaning and disinfection requirements.

2



Clean and Disinfect Equipment and Animal Areas Often

When feasible, clean animal areas at least once daily and between different groups of animals. Use disinfectants effective against influenza A viruses that are safe for human and animal contact. For more information, go to www.epa.gov/pesticide-registration/epas-registered-antimicrobial-products-effective-against-avian-influenza.

3



Ensure Adequate Ventilation

Adequate ventilation is important for people and animals. For enclosed or partially enclosed barns, increase the amount of clean outdoor air. Direct clean air so that it flows over visitors and workers before animals and minimizes disturbing dust.

4



Encourage Handwashing

Place handwashing stations with running water, soap, and paper towels near the exit of the exhibition area. Encourage visitors to wash their hands with soap and water after leaving animal areas.

5



Maintain Event Records

Put in place a process to document the herd of origin and identification for each animal, to enhance the speed and accuracy of any animal disease investigations associated with the fair.

6



Communicate with Animal and Public Health Officials

Involve State animal health officials, State or local public health officials, and fair veterinarians in event preparations. Collect contact information for all officials in case they are needed during the fair. For more information, go to www.cdc.gov/flu/other/fair-exhibitors-information.html

7



Learn More

For more information about influenza A and other protective measures, go to www.aphis.usda.gov and click on HPAI Detections in Dairy Herds on the home page.

www.aphis.usda.gov/animalhealth

USDA is an equal opportunity provider, employer, and lender.
APHIS-24-032 | July 2024

Dairy Exhibitors



Notes from Dairy Superintendent
Amy Jo Domke: domke2892@yahoo.com

Please read carefully—contact Amy Jo with any questions.

Mandatory meeting for all dairy exhibitors on Sun, July 27 at 12:00 PM.

We will cover everything fair related; including Jr. Show, check-in, The Calf Corner, Small Fry's, the milk house and the Futurity Show. This meeting will be the time to get questions answered and socialize with everyone.

County Fair Rules

It is strongly recommended that all families exhibiting animals at the fair read the fair rules: 2025 Junior Fair Premium Book & Rules



Tuesday Animal Check-In

The following will be completed before a dairy animal may enter the barn.

Have all documents ready!

- Verify health certification
- Inspect animal for signs of disease, injury and/or horns
- Verify animal information/registration for exhibition class
- Health papers are required for all animals staying at the fair.
- You must have a signed health check slip from your vet, dated July 15-29.
- Please have a copy for the fair office to keep!

•Beef & Dairy Horn Rule:

In order to provide optimal safety conditions for all exhibitors and fair participants, the WCFA does not allow horns on cattle older than 6 months of age. Outgrowth from horn removal will not constitute a horn unless it is pointed and/or deemed hazardous/unsafe by the WCFA'S appointed committee

Check-in time is between noon and 6 PM.

If your trailer is not in line for check-in by 6:00 PM, your animal(s) will be sent home. No exceptions.

Dairy Exhibitors

Barn Set up & Care

- Club tying assignments will be posted by 10 AM, Sunday, July 27.
- Fans must blow West to East (Dipper to Show ring) No Exceptions.
- Any and all hay, feed and bedding will be stored under the overhang outside.

We are requiring a tarp or plastic of some sort under your hay and straw this year. We need to keep the building and the space around it in good condition. (Pallets will be available for you to keep your hay, straw and feed off the ground to be used on top of the tarps/plastic.)

- Please limit tack space furniture to camping and folding chairs
- ALL exits and walkways must always be clear/passable per Fire Code.
- Absolutely NO vehicles in the barns or parked around the barns after Tuesday, July 30th.

MILKHOUSE

- The Milk House & Clean-Up schedule will be posted on Monday, July 28th.
- Exhibitors with milking cows MUST help keep the milk house clean. You will be expected to clean up the manure when it is your turn!

AWARDS

- The County Fair Awards program begins Sunday, August 3rd at 3 PM in the covered arena. (Best of Shows, Club Herbs, etc.)

Last day of Fair (Sunday, Aug. 3rd)

- Animals will be released at 4:00 PM on Sunday.
- Decorations can come down at 4:30 PM. Animals must be out of barns before decorations/equipment can be moved to ensure safety (no spooked animals) and quality of exhibits. Remember the Fair is still open to the public Sunday—we want the public to be safe and exhibits to look good until release time.
- All used bedding and manure will be moved 4 feet from the walls by 5 PM.

Dairy Exhibitors

Wednesday Jr. Dairy Show

Show will start on Wednesday, July 30 @ 8:30 a.m. with the order of:

- Showmanship (oldest to youngest)
- **Overall Showman**
 - 1st place showman from each class returns to compete in this class
- **Cows (youngest to oldest)**
 - Sr. Champions will be selected during these classes
 - Top 2 animals from each age class return for Sr Champion selection
- **30-minute Lunch Break**
- **Heifers (youngest to oldest)**
 - Jr. Champions will be selected during these classes
 - Top 2 animals from each age class return for Jr. Champion selection
- **Breed Champions (breed order)**
 - Sr. and Jr. Champions and Reserve Champions return for Breed Champions selection
- **Supreme Champion of Show**
 - Each breed Champion returns for Supreme selection
- Club herd and group classes

Breed order will be:

Ayrshire, Brown Swiss, Guernsey, Holstein, Jersey, Milking Shorthorn, Any Other Breed or Breed Cross

The show catalog will be available Wednesday morning at the latest.

Write your Thank-you Cards!

All class and champion winners will receive a rosette, plaque or trophy. These awards are sponsored by generous members of the community and local businesses. The post cards attached are for a short thank you note to that sponsor. Write a quick thank you and drop it off in the Thank-You card box so you don't have to worry about mailing it.

After the show clubs are required to help clean up the Show Ring. Bring wheelbarrows and shovels and multiple club members so it gets done fast!



Poultry Exhibitors

Superintendent : Wendy Good

all4goods@outlook.com / (757) 705-0210

Make sure to leave your name and number with your message.

Set-Up & Decorations

- Cage set-up is July 27, 2025 starting at 9:00am until we are finished. Exhibitors and parents are expected to help with set-up and take-down of cages as well as clean-up on Sunday after release.
- Cages will be assigned by the superintendent by noon. You are not allowed to move the club section around but their birds are allowed to be moved within the club section.
- Cage decoration is encouraged. Decorating can start as soon as club assignment is complete. No Staples of any kind can be used on the bases of the poultry cages. Large binder clips work the best and Melissa and I have a huge box of them. The bases of the cages must be covered so as to not see what's underneath. If they are on a corner they need to make sure it is covered.

Testing

- Testing will be held 3 times in July. Please watch for emails from the superintendent that will have the date, times and location of the testing,
- We are asking for donations for testing. Marie Pedersen will travel to homes depending on day/time. Her fee will be \$20 to travel to your home.

Fair Check-In

- Exhibitors must bring along with their birds on entry day the original and a copy for the superintendent of a certificate stating the bird or birds are NPIP, NPIP affiliate, Wisconsin Tested Flock, Wisconsin Associate Flock or Wisconsin Individual poultry test report. Without the form and a **PAPER** copy you will not be allowed to coop your birds and will be sent home to get the proper forms or will not be able to participate in the fair.
- All birds will be inspected for good health, parasites and ID bands (only individually tested birds will have ID bands.) Any bird found to have parasites will be sent home. All poultry must be in full feather and over 4 months of age.

Care of Birds

- No zip tying bowls to the cages.
- Bring enough feed for 6 days. Birds often spill their feed so having more is better. Feed can be stored under cages in a plastic sealable container.
- Bring your own feed and water dishes. No wire. No tin can or cut off plastic bottles are allowed for dishes. All birds must be fed and watered twice a day.

Poultry Exhibitors

Belongings

- Make sure your name is on everything you bring in big letters.
- Sometimes items get mixed up under the cages and become lost.
- Transport cages, carriers or boxes are not allowed to be stored under your cages. Please take them home. You will need to bring them back on Sunday when birds are released.

Judging

- Judging will be Thursday, July 31 starting at 9am. Classes will follow the order listed in the premium book. Showmanship will follow the class judging.
- Exhibitors must bring birds to the table unless otherwise approved. If you have a conflict with any other Departments showing at the same time as your poultry, please see the superintendent to make arrangements for your birds to be taken to the table by the assistant or a youth leader.
- Only the Judge, Superintendent, Assistant, Clerk and Exhibitor will be at the show cages during judging and showmanship.



All Others Must Stand Back.

Parents, this is a time for you to sit back and relax. Your hard work with your child and their project is appreciated. Now, let them show off.



No sale of birds will be allowed at the fair.

There will be a "for sale" board at the front of the building for you to post birds to the public but no transactions will be allowed at the fair.

Release of Animals

- No birds will be released from the fair before 4pm on Sun, Aug 3rd unless there is an emergency (will need Fair Board's approval to remove animal) or if the animal becomes sick and the fair veterinarian excuses you.
- Remember to bring your carriers back on Sunday. They can be stored under cages if there is room (Sun only) or around North side of the barn.
- Exhibitors and parents are expected to help with take down of cages as well as clean up on Sunday after release of animals.

Horse Exhibitors

A Word from the Horse Superintendent

Anna May: circlernailbrands@yahoo.com / (920) 573-0516

Assistant: Marissa Kiefer: rodeoqueen08@ymail.com



FairEntry

If you have a registered animal, it must be shown in a registered halter class.

- English and Western Type are for unregistered and grade horses **ONLY**.
- Additionally, if your horse has multiple registrations, and one of the registrations is listed in the Fair Premium Book, you must exhibit your horse in that class
- “Any Other Registered Breed” is only for horses without a class listed in the Fair Premium Book.

Barn Decorations

Exhibitors may begin decorating stalls on **Sunday, July 27th** according to posted barn assignments.

Equine Education

All projects entered as educational horse projects (i.e. Clothes Horse, Posters, Drawing, etc.) will be judged in the Expo building, beginning at **1:00 pm on Monday, July 28.**

Model Horse Exhibitors

Model Horse judging will begin **shortly after 1:00pm on Monday, July 28.** The Model Horse show will run just like a live horse show. To avoid missing a class, expect to be present throughout the show to display your exhibits as the show bill progresses. The show bill will follow the entry list in the premium book. The area will be ready for exhibitors to set up by 12:00pm



Fair Animal Check-in

Check-in for horses runs from **12:00 - 6:00pm on Tuesday, July 29.**

You must bring the following:

- **Original and Copy of Coggins** (Copy will be kept on file.)
- **Premise ID #**
- **Copy of Registration Papers** (Original not needed, but copy will be kept on file. You cannot exhibit in a registered class without papers.)

Mandatory Safety Meeting

The mandatory safety meeting will begin at **7:00pm on Tuesday, July 29.** The week's informational booklet will be handed out at this time.

Horse Exhibitors

Horse & Pony Project Requirements

To be considered a 4-H Horse & Pony member in good standing, an exhibitor must satisfactorily complete all Project requirements in the eyes of the Horse & Pony Board according to the Fair Requirements Checklist. These include

- Submit a completed Declaration Form,
- Attend two (2) county project meetings,
- Attend two (2) county-sponsored educational events
- Complete six (6) volunteer hours at a sanctioned event.

In extenuating circumstances, the Board may approve a substituted activity. Only 4-H Horse & Pony Project members in good standing will be permitted to exhibit at the State 4-H Horse Expo.

Hippology Contest

Come test your horse knowledge at the Hippology Contest! This contest is open to all 4-H members (not just Horse & Pony Project members) and parents. Contest will run from **10am to 2pm on Thurs, July 31**.

Question of the Day will also take place in the horse barn each day during fair.

Stop by the horse barns for more details on both of these events.



Goat Exhibitors

Goat Superintendent:

Rachel Neuman: (920) 420-5438



All goat project members in grades 7 and higher are eligible for the Outstanding Exhibitor Award. Club leaders are responsible for submitting nominees from their club by July to the Fair Board.

Each club will be considered for the Goat Barn Herdsmanship Award, which is judged by fellow goat project members and members of the public

Set-up

The goats will be housed in Horse Barn D (end near wash rack). Pen Set-up will be on the Sunday before the Fair begins. More information will be discussed at Goat project meetings.

Decorating of pens can be done after set-up on Sunday or Monday.

- All decorating should be done by the time the animals arrive at the Fair.

Check-in

All animals are to arrive at the fairgrounds on Tuesday between noon and 6:00 PM. The goats will be checked in by the Goat Superintendent.

- All goats **MUST** be tattooed or tagged with a unique identification number. Official ID may be scrapies ear tags or tattoo, USDA button ear tag, or breed association tattoo (as long as it is unique to that animal).
- When checking in at the Fair, please present the premise ID number for your farm and also documentation that your animal has been enrolled in the Scrapies ID program through the USDA.
- Please contact Jen Frank or Rachel Neuman if you have questions about correct identification of your animal for the fair.
- A list will be made and kept in the goat area of each animal's identification number and its location.
- No intact male goats are allowed at fair.

Animal Care

- Please have a plan for bedding your animals.
- Each exhibitor should come prepared with water buckets, grain pans, adequate food and other needed equipment to take care of their goat for the duration of the Fair.
 - ⇒ Everyone does **NOT** need to bring a wheel barrow and shovel for pen cleaning; storage space may be limited and we want to keep our area neat looking. This will be discussed at pen set-up.

Goat Exhibitors

Show Information

Our goat show will take place on Thursday at 9:00 AM under the overhang in the back of Barn C.

- Proper show attire is black pants, no jeans, and a white shirt or all white clothing; dark shoes, no tennis shoes.
- Don't forget all dairy breeds and market goats should be body clipped; all others trimmed up as needed.
- Hooves should be trimmed and goats should be bathed to show their best!

The **Fun with Goats** events (obstacle course, costume class, pack goat class, driving goat, and pet goat) will be held on **Saturday at 3 pm**. The location is to be announced.



Rabbit Exhibitors

Rabbit Superintendent

Melissa Helms

melissahelms70@yahoo.com / (920) 379-4190

Pen Set-up

- Pen set-up is Sunday, July 27, from 9:00 AM until finished. Please come to help out. The more people who help the faster we will get this done.
- If you want to decorate your coops, please do so. Stay away from using paper, electric lights or fabric on the cages. You may skirt the bottoms of the coops with fabric to the floor. We do not want decorations to obstruct aisles or the view of your bunnies in their coops.

Fair Check-in

- All rabbits must be free of disease or illness. Each animal will be checked as they are brought in. Animals found to have ear mites, colds, sore hocks, etc. will be sent home.
- Do not bring bunnies under 8 weeks old or nursing mothers to the fair. The stress of being at fair and the possible hot weather could be dangerous for the animals.
- All carriers must be taken home on entry day and not brought back until Sunday after 4:00 PM at release time.

Rabbit Exhibitors

Care of Animals/Barns

- Everyone needs to bring their own feed, food and water dishes/bottles and BEDDING. Shavings can be purchased for around \$5 a bag at many feed stores or Fleet Farm. Please put extra feed in plastic containers with covers; no plastic or paper bags.
- If the weather is hot during the fair, freeze water in a plastic bottle for your rabbits. The one liter size works best for large rabbits; 20 or 24 oz. for the smaller ones. This gives each animal some relief from the heat. Each day you will need to bring in frozen bottles and take them home at night to refreeze them. You may want to freeze 2 sets of bottles per animal; that way you can use one and have another one set for the next day.
- Every exhibitor will be asked to help out with keeping our barn area clean.
- Each exhibitor will be responsible for daily pen cleaning. Please try to do this in the morning as the barn gets busier later in the day.
- You can also help out in the barn by bringing your bunny out for petting. This will give visitors a chance to pet bunnies and ask you questions. A table will be set up for this purpose. We also hope to have a play yard set up to let your animals exercise and be petted. This is a great way to promote rabbits.

Judging

Judging starts at 9:00 AM, Wednesday, July 30. Show order will be Pet Class, Breeds and Showmanship to Follow.




Learn by Doing

Notes

[illegible]

Market Animal Sale

ATTENTION ALL EXHIBITORS SELLING AT THE MARKET ANIMAL SALE



Sale Questions? Contact a Meat Animal Board Member (Contact info on last page)

If a Meat Animal loses an **ear tag**, the project member or family member must notify a Meat Animal Board (MAB) member as soon as possible so the animal can be retagged PRIOR to fair entry day.

All Beef, Sheep & Swine Exhibitors

Please remember to contact the superintendents with your final club counts prior to Pen set-up Sunday July **27, 2025**

- Beef Superintendent – Jake Dodd (920)379-0648
- Swine Superintendent – Mike Pamer (920)420-5877
- Sheep Superintendent – Lacie Marhefke (920)379-0535

Pen set-up will be Sunday, July 27 @ 9:00 a.m. sharp

Points (1) for this event will be used toward your **2025** Fair totals (This is the last point event that can be included for your **2025** Sale).

- Senior and advanced Showmen (in all Meat Animal Species) should report to the Beef barn.
- All other exhibitors should report to the Swine barn.

MANDATORY meeting for ALL MEAT ANIMAL EXHIBITORS at 10:30 a.m. Sunday, July 27, 2025


- We will accept (2 signed by buyers) Perspective Buyer Letter at Pen Setup.
- Sale numbers will be picked once we've received all exhibitor forms.

No decorating until Mandatory Meeting is done.

Entry Day all incoming animals **MUST** have health papers from their Veterinarians. All sheep will need to have a Scrappies tag. All animals can start unloading at 11:00am on Tuesday July **29, 2025**

WEIGH-INS:

- Swine: 11:00 a.m. – 2:00 p.m.
- Sheep: 2:00 p.m. – 5:00 p.m.
- Beef: 5:00 p.m. – 6:00 p.m.
- We will hold all Beef & Sheep in barn/pens until scheduled weigh-in time



- Make sure vet papers include that the Vet checked the whole herd
- Goats along with Sheep weigh in from 2:00 – 5:00 (Sheep/Goats)

Market Animal Sale

Meat Animal Sale Cards will be available near the MAB mailbox in the Swine barn. These cards should be filled out as soon as you know which animal will be included in the Sale, no later than **3:00 p.m. Friday August 1**



- These cards give the Buyers the necessary Information for all Sale animals when Walking around the barns prior to Saturday's Meat Animal Sale.
- Please remember, **one** card per sale animal

Trucker Slip will be available near the MAB mailbox in the Swine barn. Any animal that will not be sold in the Meat Animal Sale must have a Trucker Slip completely filled out and placed in the MAB mailbox located in the Swine barn no later than **12:00 p.m. Saturday, August 2, 2025**

Make a trucker slip for all market animals even if going home.

- **REMEMBER** this will be a **TERMINAL SHOW FOR SWINE**, but all exhibitors are responsible for making plans before the fair as to what Meat Market their extra Swine will be going to Sunday August 5, as they will **NOT** be allowed to go back home.
- The extra Swine must all be hauled to the prospective Meat Markets by a Registered Trucker.

Animal/Decoration Release

- Carcass Animals will be loaded on Sunday August 3, 2025 beginning at 4pm.
- Non-Carcass Animals, Decorations and all Equipment **SHOULD NOT** be removed or picked up until 4:30 pm. Please remove animals before decorations/equipment. (This is a Fair Board Rule to ensure safety and quality of exhibits for the public).
- Anyone caught taking anything out early runs the risk of not Being allowed to show at the 2026 Fair per Fair Board Rules.

Registration for the sale starts at 8:00AM and the sale starts at 9:00AM

4-H Fundraisers

Get Ready for the 2025 4-H Dipper!

The 4-H Dipper Committee is busy preparing for the 2025 Winnebago County Fair and is looking forward to a fun-filled fair season for our volunteers.

New for 2025! We will be adding grilled cheese sandwiches and some other prepackaged healthy choices to the menu along with our shakes, malts, sundaes, beverages, and pancakes for breakfast.

Sign Up For Your 2025 4-H Dipper Shifts!

2025 4-H Dipper Hours

Sunday, 7/27/2025 - 10:00 AM - 12:00 PM -

Clean and Prep

Wednesday, 7/30/2025 - 8:00 AM to 8:00 PM

Thursday, 7/31/2025 - 8:00 AM to 8:00 PM

Friday, 8/1/2025 - 8:00 AM to 8:30 PM

Saturday, 8/2/2025 - 8:00 AM to 8:30 PM

Sunday, 8/3/2025 - 8:00 AM to 2:30 PM

Monday, 8/4/2025 - 8:00 AM to 10:00 AM

Clean and shutdown



Register for your Dipper Shifts at <https://tinyurl.com/23yrys38> or scan the QR Code.

Each 4-H Dipper shift will be 2 to 2 ½ hours and should consist of 5 Adults/ Older Youth (8th Grade and higher) and 5 younger youth (Cloverbuds through 7th grade). Responsibilities may vary depending on shift but we prefer to have adults and older youth handle the cash box, scoop ice cream, make shakes and malts, and help supervise the team during the shift. We will also REQUIRE an adult to operate the griddle per state 4-H policy. Younger youth can serve drinks, take orders on the iPad, and help put toppings on the sundaes.

Clubs can sign up for group shifts but we ask that the individuals that will be working the shift sign up for their times so we can learn names and know who is coming to help us work the shifts. Pick times that will work for you and your family between showing animals, performing on the showcase stage, and all the other fair fun. It is a great opportunity to meet other youth and adults from around the county you may not see on a regular basis.

If you have any questions, please contact the office or contact a member of the Dipper committee. We will be happy to answer any questions you may have. We look forward to working with you at the 2025 Winnebago County Fair!

4-H Fundraisers

The 4-H Dipper is a tradition that has been a part of the Winnebago County 4-H program for over 30 years when it started out as a small ice cream stand. More than 250 youth and adult volunteers work at the Dipper each year. All funds raised support Winnebago County 4-H events and activities.

In addition, the Dipper provides youth the opportunity to learn valuable business skills. Youth are trained in safe food handling procedures, customer service, time management and how to work as a team. As a result 4-H youth are more prepared to enter the work force as young adults.

What can I wear in the Dipper?

Remember, we are serving food to the public...think about how a cook or server in a restaurant might look when handling food.

- Promote your club—wear 4-H clothing if you have it!
- Please be CLEAN! For example, those of you working with animals should not wear “barn duty clothes” to serve food at the Dipper ☺
- T-shirts preferred, avoid tank tops
- Clothes in good repair, avoid rips, holes and stains
- Closed toed shoes, avoid sandals and dirt/manure
- Hat/hair nets are required when serving food—you may bring your own hat.

We follow Winnebago County Health Department Food Regulations at the Dipper: <https://www.co.winnebago.wi.us/health/divisions-program-areas/environmental-health/temporary-events>



SIGN UP FOR DUPER SHIFTS AT:
<https://bit.ly/3ZK5ALG>

For more information or questions
before or during the Fair contact:
Scott Richter: (920) 420-4955

4-H Fundraisers

 4-H DIPPER HOURS 	
Wednesday	8:00 am to 8:00 pm
Thursday	8:00 am to 8:00 pm
Friday	8:00 am to 8:30 pm
Saturday	8:00 am to 8:30 pm
Sunday	8:00 am to 2:30 pm

 LUNCH (11:00 am to close) 	
Grilled Cheese	\$3.00
Great Lakes Chips (Sea Salt, Cheddar, BBQ)	\$1.00
Veggies w/ Dip	\$4.00

 SHAKES/MALTS FLOATS (11:00 am to close) 	
Shakes / Malts (16 oz) Chocolate, Vanilla, or Flavor of the Day	\$5.00
Build Your Own Float 2 Scoops of Vanilla, Chocolate, or Flavor of the Day ice cream and a full bottle of soda of your choice in a 16 oz cup for you to mix and enjoy	\$6.00

 ICE CREAM (11:00 am to close) 	
Build your Own Sundae	
Ice Cream Only	\$4.00
2 scoops of Vanilla, Chocolate or Flavor of the Day	
Toppings	\$1.50 each
Hot Fudge, Hot Caramel, M&M Pieces, Cookie Crumbles, Cookie Dough, or Sprinkles	
Brownie Sundae	\$6.00
2 scoops of Vanilla, Chocolate or Flavor of the Day with Brownie and Hot Fudge and/or Hot Caramel	
Lemon Sorbet (Non-Dairy)	\$4.00
2 scoops	

 BREAKFAST (8:00 am to 10:30 am) 	
Pancakes (3) with Syrup/Butter	\$3.00
Coffee	12 oz \$1.00
	Fill your Cup \$2.00
Creamer and Sugar on request	
Nature's Touch Milk (White or Chocolate)	\$1.75
Veggies w/ Dip	\$4.00

 BEVERAGES 	
Soda/Water	\$3.00
Pepsi, Diet Pepsi, Mountain Dew, Diet Mountain Dew, Starry, Diet Starry, Root Beer, Lemonade, Water	
Nature's Touch Milk (White or Chocolate)	\$1.75
Coffee (Breakfast Hours)	12 oz \$1.00
	Fill your Cup \$2.00
Creamer and Sugar on request	

 FLAVOR OF THE DAY SCHEDULE 	
• Wednesday - Peanut Butter Mackinac Island Fudge	Peanut butter flavored ice cream with a thick fudge ribbon with chocolate peanut truffle pieces (CONTAINS PEANUTS)
• Thursday - Caramel Collision	Caramel ice cream with a caramel swirl and chocolate coated caramel mini cups
• Friday - Pirate's Bounty	M&M's chocolate candies and chocolate sandwich cookies in caramel flavored ice cream
• Saturday - Mint Chocolate Chip	A portion of sales of this flavor will be donated to the Winnebago County 4-H Endowment Fund Green mint flavored ice cream with chocolate chips
• Sunday - Everything Must Go	Any of the above flavors of the day until we run out!

4-H Fundraisers

Basket Raffle

It's time once again to plan to put together baskets for the **4-H Leaders' Association Annual Basket Raffle** held at the 2025 Winnebago County Fair! We need the support of **ALL 4-H Clubs** to make this year's raffle a success. Anyone can donate a raffle basket! All clubs are encouraged to donate a theme basket(s) (bath/spa, movie night, child-themed, holiday, sports, gardening, camping, birding, cooking, grilling, artist, etc). Don't forget to contact local businesses or individuals. All are welcome to donate baskets to support 4-H!

Can't donate an entire basket? Individual items can be combined with other items or placed in baskets by the Basket Raffle Committee. All baskets must be:

- ♦ In a container of some kind – basket, tote, bucket, cooler, etc.
- ♦ Wrapped in cellophane or a clear plastic bag to keep things clean and help ensure that the contents stay in baskets while on display at the fairgrounds.
- ♦ Include a clearly displayed card/sign listing items in basket, thanking any donors, and **stating the club's name**.
- ♦ NO perishable items, NO alcohol, NO tobacco products

Baskets must be dropped off at the Extension Office by noon on Friday, July 25, 2025.

PLEASE NOTE: ANY BASKETS THAT ARE HEAVY. AWKWARDLY SHAPED OR FRAGILE SHOULD BE DROPPED OFF DIRECTLY TO THE EXPO BUILDING ON FRIDAY, JULY 25TH.

WE ALSO NEED VOLUNTEERS TO HELP SELL TICKETS AT THE RAFFLE TABLE IN THE EXPO BUILDING!

Please sign up for one or multiple 1-hour time slots: <https://bit.ly/4kMFrEp>

Thank you so much for being part of this fundraiser.

Last year we had a phenomenal Raffle thanks to all of you!



4-H Activities

Winnebago County 4-H

SPOTLIGHT STAGE

At the Winnebago County Fair

Are you a member of Winnebago County 4-H and have a special talent or project you'd like to share on the stage? Sign up for the 4-H Spotlight Stage on Saturday, August 2nd from 1-4:30 PM. What types of acts are we looking for?

- Singing (submit lyrics to be approved by dana.berger@wisc.edu)
- Instrumental
- Dance
- Demonstrations
- Poetry / Creative Writing
- Magic Tricks
- Juggling
- Comedian Acts
- or just about anything else...



REGISTER BY JULY 20TH!

<https://bit.ly/4iCyDHB>

2025 Theatre Troupe at the Spotlight Stage!

Calling all Actors and Actresses!
Are you interested in performing at the Winnebago County Fair? No theatre experience is necessary! Please sign up with the form below by **Grades 3rd and Up, Both 4-Hers and Non 4-Hers welcome! Bring your friends!**

DEADLINE TO APPLY: July 14th
REQUIRED PERFORMANCE: August 2nd
REHEARSALS: July 20th, July 25th, July 26th

<https://forms.gle/2ooziyr15GEejMRC8>



4-H Activities

Winnebago County 4-H Ukulele Camp

July
16, 17 & 23

Instructor: Ashlynn Numrich

5:30– 7:00pm

James P. Coughlin Center
Grades 3 & Up

\$10 PER
YOUTH

Winnebago County 4-H will provide youth with a ukulele to practice on during camp and up until their performance on the Spotlight Stage at the county fair on Aug 2nd. Limited spaces available!



Register by July 1st at:
<https://bit.ly/3SFfXwo>



Stop by the 4-H Ambassador display in the Expo building.

They will have a collage of photos to view of 4-H events that took place throughout the year.

4-H Activities

4-H Fashion Show will take place during the Spotlight Stage on Saturday at 2PM in the carpeted area of the Expo Building

Check out these Project Activities!

All 4-H groups/projects are encouraged to do "Activity Stations" at the fair to provide hands-on learning for other 4-H members and the general public. Activity Stations will take place in the carpeted area of the Expo building on Wed, Wed & Thurs at 9-11AM and 2-4 PM and Saturday from 9-11AM.



9-11 AM Crafts	2-4 PM MakerSpace
Wednesday 7/30	
Tic Tac Toe Pouch	Cricut Baseball Caps
Ice Cream Catcher	Wire Wrap Stone Pendants
Thursday 7/31	
Chicken Runners	Knitting Machine Hats
Balloon Powered Cars	Sew Tote Bags
Saturday 8/2 9-11AM MakerSpace	Saturday 8/2 1-4:30PM Spotlight Stage
3D Print Key Chains/Tags	
Fun Button Maker	



**Come Celebrate Our Youth
Graduating from the 4-H program,
4-H Scholarship winners and
4-H Key Award winners!**

**4-H Awards Ceremony
Sunday, August 3, 2025**

11:00 AM Expo Building - Carpeted Wing

Behavior Expectations

As a 4-H member, leader or parent your actions throughout fair not only reflect on you, but on the 4-H program overall. We expect that you are going to have fun and relax after all your hard work on your projects, teaching others or supporting your child. However, your fun shouldn't infringe on the rights of others.

4-H PLEDGE

I pledge my **HEAD** to clearer thinking,
my **HEART** to greater loyalty,
my **HANDS** to larger service,
and my **HEALTH** to better living,
for my club, my community,
my country, and my world.



4-H Members and Leaders sign a Code of Conduct in 4HOnline during enrollment annually. For example, **Youth agree to:** *

- adhere to program/facility rules, curfews, dress codes and policies
- conduct themselves in a courteous, respectful manner, use appropriate language, exhibit good sportsmanship, and be a positive role model
- comply with local, state and federal laws

Parents are expected to role model the Code of Conduct for their child.

Behavior expectations for Leaders apply whenever you're in a youth exhibit building and/or acting in your role as a 4-H Volunteer.

For example, **Volunteers agree to:** *

- not consume or be under the influence of alcohol or illegal substances
- operate motor vehicles and other equipment in a safe and reliable manner...comply with all motor vehicle related state regulations and laws.
- treat animals in a humane manner and teach program participants to provide appropriate animal care and management.

Be aware that being courteous and respectful of others is expected at all times, as you are a role model for our youth and our community. **Refer to your 4HOnline profile or contact UW-Extension for the complete list of expectations.*

Community Events There are several community events that happen at the Fair that are popular for 4-H families to participate in that are **NOT 4-H** events (Small Fry competitions, Meat Animal Sale, Kiddie Tractor Pull, etc).

UW-Extension staff have no authority over these events, event coordinators are not certified 4-H volunteers (or not working in their capacity as a 4-H volunteer). Parents should make their own decision about the risk of the activity and their family's participation in these events, just as you would with any other event you might attend in your community. **Be safe and have fun!**

Contact Information

Winnebago County Fair Association

Mailing Address: 2892 Ruschfield Dr. Oshkosh, WI 54904

920-410-2919

<http://www.winnebagoountyfaironline.com/>



Board of Directors

President: Mike Domke

Vice President: Matt Nueman

Secretary: Ryan Overton

Treasurer: Tara Zochert

Cindy Angle

Justin Pamer

Michael Domke

Steve Stark

Tim Borgardt

Dan Stokes

Dan Phillips

Brian Krause

Ryan Krueger

Travis Murry

Katie Hazelwood

Jill Butt

Sophie Perrenboom

Brianna Fornier

Chad Rieckmann

Winnebago County Fair is held at the Sunnyview Exposition Center

500 E County Rd Y • Oshkosh, WI 54901

(Fair Grounds Office will be located in the main entrance
to the Expo Building beginning Wednesday, July 23)



Contact Information

Fair Superintendents

If you have questions about entries under a specific department, please contact the appropriate superintendent. They are a great source of information.

Dairy	Amy Jo Domke	(920) 379-3251
Beef	Jake Dodd	(920) 379-0648
Swine	Mike Pamer	(920) 420-5877
Sheep	Lacie Marhefke	(920) 379-0535
Goats/Exotic Animals	Rachel Neuman	(920) 420-5438
Horses	Anna May	(920) 573-0516
Poultry	Wendy Good	(715) 705-0210
Rabbit	Melissa Helms	(920) 379-4190
Plant & Soil Science	Gerry Marks	(920) 836-2159
Flowers/Houseplants	Kathy Wunrow	(920) 3613784
Child Dev, Health & Social Politics, Communication Youth Leadership	Greg Wurzbach	(920) 379-7651
Fair Firsts	Kathy Paschke	kathpaschke@yahoo.com
Cultural Arts	Carol Janssen	(920) 589-2230
Photography	Kathy Paschke	kathpaschke@yahoo.com
Woodworking Electrical/Mechanical, Computers	Steve Binder	(920) 279-9090
Foods & Nutrition	Eunice Schmidt	(920) 836-3313
Clothing, Knit/Crochet Home Enviro./Family Living	Anita Eichman	(920) 233-8337
Natural Science, Demonstrations, Booths, Scrap Books, Record Books	Emilie Wurzbach	(920) 379-8333
Open Class (Adults)	Kim Brzozowski	(920) 915-2078

Winnebago County UW-Extension Office



UW-MADISON EXTENSION



J. P. Coughlin Center
625 E. County Road Y, Suite 600
Oshkosh, WI 54901-8131
(920) 232-1974
FAX (920) 232-1967

HOURS: Monday through Friday
8:00 AM- 4:30 PM

Extension/ Winnebago County Staff

Dana Berger - *4-H Program Educator*
Sarah Thompson - *4-H Youth & Science Educator*
Kevin Jarek - *Crops & Soil Educator*
Jacob Kluza - *Horticulture Educator*
Stephanie Bowers - *Regional Dairy Educator*
Mia Ljung - *Community Development Educator*
Todd Wenzel - *Associate Financial Educator*
Kris Soper - *Nutrition Educator (FoodWise)*
Katherine Jaegly - *Health & Wellbeing Educator*
Chad Cook - *Land & Water Outreach Manager*
Chris Viau - *Area Extension Director*
Ashley Rolph - *4-H Support Staff*
Amy Hendrickson - *Support Staff*
Robin Franitza - *Support Staff*

Follow us!



Facebook: www.facebook.com/4hwinnebagocounty

Website: www.winnebago.extension.wisc.edu

Instagram: Search winnebagocounty4h

An EEO/AA employer, University of Wisconsin-Madison Division of Extension provides equal opportunities in employment and programming, including Title VI, Title IX, and ADA/504 requirements