

2026 Winnebago County Fair Information Book For 4-H Members & Leaders



UW-MADISON EXTENSION

This book is compiled by 4-H Youth Development staff to gather fair information in one location for 4-H members. Fair exhibitors are still responsible for reading and following all Official Fair Rules of the Winnebago County Fair Association.

<https://winnebagofairoshkosh.com/> (See EXHIBITORS)

Table of Contents

Exhibit at the Fair	
About County Fair	3
How to Exhibit at Fair	4
Expo Exhibitors	6
Booths & Banners	8
Judging Times	9
Judging Information.....	10-12
From the County Fair Board:	
Fair Admission & Camp Sites	13-15
Billboard Contest.....	16
Endless Adventures	17
From Your Superintendents:	
ALL Barn Exhibitors.....	18-19
Barn Herdsmanship.....	20
Dairy Exhibitors.....	21-23
Poultry Exhibitors.....	24-25
Horse Exhibitors.....	26-27
Goat Exhibitors.....	28-29
Rabbit Exhibitors.....	29-30
Meat Animal Board.....	32-33
4-H Fundraising— We need your help!	
The Dipper (4-H Food Stand).....	34-36
Basket Raffle.....	37
4-H Activities	
Spotlight Stage.....	38
Ambassador Display.....	38
Safety & Behavior Expectations	39
4-H Make n Take.....	40
4-H Fashion Show.....	40
4-H Ceremony.....	40
Fair Fun	41-43
Fair Contacts.....	44-45
Extension Contacts.....	48



UW-MADISON EXTENSION



The Winnebago County Fair is held at the Sunnyview Exposition Center
 500 E County Rd Y • Oshkosh, WI 54901

About County Fair

Every summer, thousands of 4-H youth participate in county fairs across the state to showcase the knowledge and skills they've gained throughout the year, and to continue their learning experiences.

The fair is a great opportunity for youth to get feedback and evaluation from registered state judges that can serve as a guide for the youth to further improve their skills. 4-Hers also have the opportunity to share their accomplishments with and educate the public about their subject. They are encouraged to lead visitors on tours of the Expo building and barns as well as conduct workshops and hands-on demonstrations for the public.

County fairs not only make great memories, they help 4-H youth grow into successful adults.



Who is in charge of the County Fair?

In Winnebago County, the Fair is run by the Fair Association's Board of Directors. The Board is made up of Winnebago County residents who VOLUNTEER their time throughout the year to plan, organize, fundraise and coordinate all aspects of the County Fair. The Board is elected in December at the Fair Association's Annual Meeting (anyone who purchases a Membership as their pass for the week of County Fair is a member of the Association and can vote for the Board). Anyone who has been a Fair Association member for one year can run for election to the board. <https://winnebago.fairoshkosh.com/>

Department of Agriculture, Trade & Consumer

In order for a fair to receive state aid for premiums (prize money), the fair board must follow specific requirements as outlined in Chapter ATCP 160 of the Wisconsin Administrative Code, overseen by the state Department of Agriculture, Trade & Consumer Protection (DATCP). This includes the hiring of judges from a list of individuals who are registered with DATCP. <https://datcp.wi.gov/Pages/AqDevelopment/FairsAndShows.aspx>

UW-Extension 4-H Youth Development

UW-Extension 4-H Youth Development staff support the Fair Board by providing educational resources to youth and adult exhibitors, consulting on best practice in regards to youth development and educational activities, and by providing communication to 4-H members. <https://winnebago.extension.wisc.edu/4h/>

Exhibiting at County Fair

Youth must be enrolled in a youth organization (like 4-H) AND be a "member in good standing" to exhibit work from their projects at the County Fair. Typically youth enroll in their youth organization in the fall.

Fair Entry

Youth who want to show at the Fair must sign up for specific exhibits through Fair Entry in May/June. Fair Entry is run by the Winnebago County Fair Association and is different than 4HOnline (the system used to enroll in 4-H and track membership status). In Fair Entry, you will pick specific items to show at the Fair (from the 4-H projects you are enrolled in). For example, if you are in the Foods & Nutrition project, you will pick out specific things to cook/bake and bring to the Fair (chocolate chip cookies, apple pie, etc.) to show off what you learned in 4-H this year. Or, if you are in an animal project like Rabbits, you will pick which specific animals you are bringing to the Fair (senior doe holland lop, junior buck mini rex, etc).

Questions about FairEntry? Contact Kim Brzozowski at winnebagofairquestion@gmail.com or 920-915-2078. When leaving a message, please include name of the youth member and details about the question or concern you have.

Fair Entry deadline for 2026 was Monday, June 22 at 11:59pm.

No late entries were accepted as we need time to prepare entry tags, judging books, show programs, stall assignments, etc.

New to the Fair?

County Fair Superintendents are happy to help answer questions about signing up for the Fair, how to enter projects/animals correctly and other project-specific questions. Superintendents are experts at how their particular Department works! (contact info on page 45)

◆ Barn Setup & Exhibitor Meetings

All youth showing animals are required to help with pen/stall/cage set-up on Sunday, July 26. Many of the animal Departments also hold exhibitor meetings on Sunday to go over important Fair and safety information. This is a great time for new exhibitors to get final questions answered about Fair week. Look for the information section for your animal species for more information.

◆ Expo Building Judging Days

Judging of the non-animal projects in the Expo building happens on Monday (July 27) and Tuesday (July 28). Stop by the Welcome Table near the front of the building to get any last minute questions answered. See the following pages for more information on preparing your exhibits for the Fair.



Whether you own or lease an animal, you will experience dedication, determination, and hard work when you participate.



There is no price tag on the life skills that youth gain while showing livestock.



ALL EXPO Exhibitors

“Expo” exhibitors are the youth whose projects are on display (or get judged) in the Exposition Building at Fair.

Fair Set-Up

Things we need volunteers to do:

Help is needed from all exhibitors to make Fair possible.

- Assist Superintendents: Monday, July 27 and Tuesday, July 28 12:30-8:00pm (attach ribbons, help move displays / projects)
- **Call 920-685-3013 to sign up**

Poster Guidelines (all Departments)

- Posters must be designed on or affixed to standard poster board: minimum dimensions 14” x 22” maximum dimension 22” x 28”)
- No part of the poster may protrude over 1/8” above the poster board.
- No sharp objects may be attached to the poster (glass, wire, needles, etc.).
- Posters may use any medium: watercolor, ink, crayon, acrylic, charcoal, oils, or collage.
- They must not be three-dimensional.
- Member’s name, age, club, and a brief interpretive statement should be clearly written on a 3”x5” card and attached to the back of each poster in the upper left-hand corner.

What does “exhibit of” really mean?

This definition was added to the Premium Book to help answer FAQ’s:

Definition of exhibit such as “any other exhibit” or “exhibit related to”:

these terms are used to allow the exhibitor to share unique projects, knowledge, learning or experiences in a creative way (especially for items not specifically listed in the Fair Premium Book). Exhibits may be (but are not limited to) actual articles (stand alone, mounted to appropriate presentation board, displayed in case, etc.), mobile, model, poster, photo(s), drawing, chart or guide, scrapbook, digital/electronic/recorded presentation, and/or a combination of these methods. Consult your organization’s project literature or group leader for ideas.

Judging

Non-animal judging takes place Monday, July 27, and Tuesday, July 28, from 1:00 PM - 7:00 PM in the Expo Building. See page 28 for your Department’s assigned day. **You may come anytime during the judging hours, but you must be in line by 6:30 PM.** In departments with many exhibits, you will take a number to know when it is your turn to be judged.

Booths & Banners

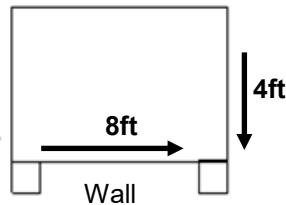
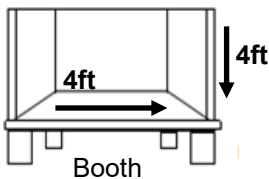


Promote 4-H with a Fair Educational Booth!

Decorate an educational booth (individually or with a group) to advertise your 4-H club, your project area or a 4-H activity you participated in. Enter your booth in Dept 35 to be judged and receive premium money.

Tip #1: Consider using push pins or thumb tacks (bring a hammer) to hang items. Staples are not allowed and tape often falls down.

Tip #2: Disposable plastic table cloths make excellent back drops for covering walls of the booth.



Booths to be judged need to be set up by 3PM on Monday, July 27. All other booths must be set up 5PM on Tuesday, July 28. **Booth set up times are Saturday & Sunday from 8A-4P and Monday from 9A-3P.** Contact winnebagoountyfair@gmail.com or 920-685-3013 if you would like to confirm what time the Expo Building will be open each day.

4-H Club Banners

If your club banner isn't currently at the Extension Office or if you have a new club banner, it needs to be at the Extension office no later than Monday, July 20th. Remember, the Winnebago County Leaders' Association will reimburse your club up to \$100 for banner expenses.

4-H scrap books, record books and officer books can also be entered at the fair!

Judging Times

Judging Times for more complete information please see Fair Premium Book: <https://winnebagofairoshkosh.com/exhibitors/>

Youth Exhibitors must be present for all judging

JUNIOR FAIR JUDGING DATES AND TIMES

2026 FAIR: WEDS. JULY 29 – SUN. AUGUST 2

(Pre-Fair Expo Building Judging begins Mon & Tues before Fair, Barn Animal Check-in is Tues before Fair)

Dept #	Department Name	Day of Judging	Start Time of Judging	End time of Judging	Location of Judging
1	DAIRY	Wed.	8:30 am	Varies	Covered Arena
2	BEEF	Thurs.	8:30 am	Varies	Covered Arena
3	SWINE	Fri.	8:30 am	Varies	Barn A Extension
4	SHEEP	Thurs.	3:00 pm	Varies	Barn A Extension
5	GOATS	Wed..	9:00 am		Barn A Extension
	Fun With Goats	Sat.	3:00 pm	Varies	Barn A Extension
6	HORSE (day 1)	Fri.	8:00 am	Varies	Covered Arena
	HORSE (day 2)	Sat.	9:00 am (8am if Meat Exhibitor)		Covered Arena
	Model Horse	Mon.	1:00 pm	3:00pm	Expo
	Clothes Horse, Equine Education	Mon.	TBD	7:00 pm*	Expo
7	POULTRY	Thurs.	9:00 am	Varies	Barn E Overhang
8	RABBITS	Wed.	9:00 am	Varies	Barn E Overhang
10	ANIMAL SCIENCE	Mon.	1:00 pm	7:00 pm*	Expo
14	PLANT & SOIL SCIENCE	Tues.	1:00 pm	7:00 pm*	Expo
15	FLOWER & HOUSE PLANTS	Tues.	1:00 pm	7:00 pm*	Expo
16	NATURAL SCIENCE	Mon.	1:00 pm	7:00 pm*	Expo
17	FAIR FOR BEGINNERS Division A "Fair Discovery": K5-1 st Grades AND Division B "Fair Exploration": 2 nd -3 rd Grades	Tues.	1:00 pm	7:00 pm*	Expo
4-H Exploring Members in 4th Grade & Up must enter in regular Fair Depts (10 and 13-34). See each Department for Judging day/time.					
18	CULTURAL ARTS	Mon.	1:00 pm	7:00 pm*	Expo
20	PHOTOGRAPHY	Mon.	1:00 pm	7:00 pm*	Expo
22	WOODWORKING	Mon.	1:00 pm	7:00 pm*	Expo
23	ELECTRICITY	Mon.	1:00 pm	7:00 pm*	Expo
24	MECHANICAL SCIENCE	Mon.	1:00 pm	7:00 pm*	Expo
25	FOOD & NUTRITION	Tues.	1:00 pm	7:00 pm*	Expo
26	CLOTHING/SEWING	Mon.	1:00 pm	7:00 pm*	Expo
27	KNITTING & CROCHETING	Mon.	1:00 pm	7:00 pm*	Expo
28	HOME FURNISHINGS	Mon.	1:00 pm	7:00 pm*	Expo
31	COMMUNICATIONS	Mon.	1:00 pm	7:00 pm*	Expo
32	YOUTH ORGANIZATION DISPLAYS (Booths, Banners, Scrapbooks & Record Keeping)				
	Scrapbooks & Record Keeping	Mon.	1:00 pm	7:00 pm*	Expo
	Booths/Banners must be set up by 3:00pm	Mon.	Approx. 5:30 pm	7:00 pm	Expo
33	YOUTH LEADERSHIP	Mon.	1:00 pm	7:00 pm*	Expo
34	HEALTH & CITIZENSHIP	Mon.	1:00 pm	7:00 pm*	Expo

**Non-animal projects (Expo Building) must be in line by 6:30pm to be judged*

Judging Information



In the **Danish system of judging** all the entries in one class are brought together so the judge can compare the items to a “standard” and to the other entries. This system is typically used for animal exhibits in Winnebago County. Every entry can receive a ribbon and premium but the number of blue (1st place), red (2nd place), white (3rd place), and pink (4th place) ribbons a judge hands out in each class depends on the number in entries in the class. For example, if there are 10 entries in a class, the judge can give only 2 blue, 3 red, 2 white, and 3 pink ribbons. The judge does not have to give the maximum number in each placing depending on the quality of exhibits. In the example of 10 entries, if the judge does not feel there are any that are worthy of a blue ribbon (1st place), the judge may choose to give

up to 5 red ribbons (2nd place) instead. See the Premium Book for more info on Danish placings.

Face-to-face judging is used to help exhibitors learn the strengths and weaknesses of their project by talking one-on-one with the judge.

Face-to-face judging is used for non-animal exhibits in Winnebago County. Exhibitors report to the judge with their exhibits at the designated time. They meet face-to-face with the judge, who learns more about the work the exhibitor put into the entry while also evaluating it. Exhibitors then receive a ribbon for the quality of the exhibit & knowledge of their project. They also receive new information they can use to do better next year. All exhibits receive a premium and ribbon. The judge does not have to follow the placing numbers of the Danish judging system.



Conference judging is a combination of face-to-face and Danish judging. In conference style judging, the exhibitors and exhibits come before the judge by Class. The judge may ask youth questions about their project and use the knowledge as well as the quality of the exhibit to place the entries according to the Danish method of placing.

Regular Judging is used in the Open Class (Adult) Division, typically for non-animal exhibits. The judge can select only one first place, one second, one third, and one fourth-place exhibit among the items in that class, depending on whether the judge feels the exhibits are worthy.

Judging Information

Release and Pick Up of Fair Exhibits

- All animals will be released on Sunday, August 2, at 4:00 PM by an announcement made by the fair office and must be removed by 7:00 PM.
- Other Exhibits are released between 4:30 - 6:00 PM on Sunday. Buildings will be locked at 7:00 PM.
- Parents and exhibitors are allowed to enter free of charge at the East Gate on County Rd. Y after 4:00 PM on Sunday, with a Claim Check Report to pick up exhibits. Claim Checks/reports must be presented.



The State of Wisconsin provides a portion of the premium money and requires exhibits to be on display during the entire fair. If exhibits are removed prior to release time, entire State support may be withheld (which is approximately \$10,000).

Exhibits not claimed on Sunday, August 2 are left at the Exhibitor's own risk.

Exhibits that are not picked up on Sunday will be left at the Expo Building until 10:00 AM Monday, August 3. **Any remaining exhibits after 10AM will be recycled / repurposed.**

LIFE IS LIKE A



CAMERA

FOCUS

ON WHAT'S IMPORTANT

CAPTURE

THE GOOD TIMES

DEVELOP

FROM THE NEGATIVES

AND IF THINGS DON'T WORK OUT

TAKE ANOTHER

SHOT



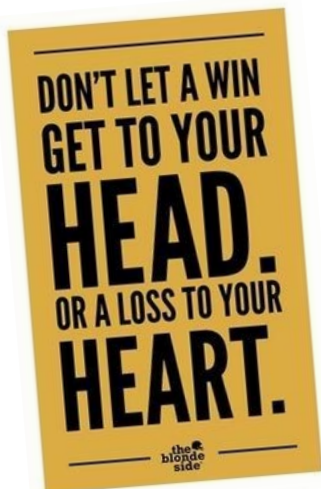
Judging Information

Blue Ribbon Youth

It is important to recognize that judging is a personal opinion and that evaluation will vary among judges. Graciously accepting constructive criticism of one's work is a life skill. Let's strive to recognize that **4-H YOUTH** are more important than **4-H projects**. A blue ribbon 4-H member with a white ribbon chicken is more desirable than a white ribbon member with a blue ribbon chicken!

The only exhibitor you should try to be better than...
is the exhibitor you were yesterday

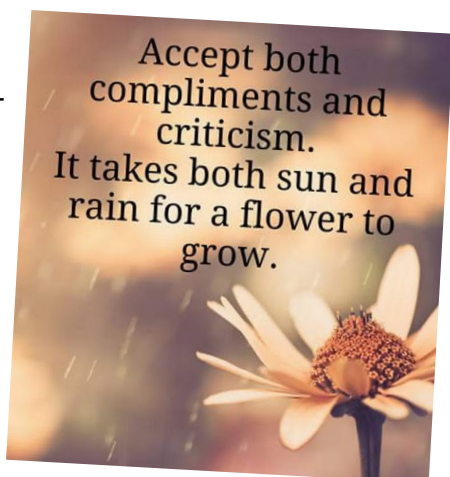
www.showmanshippathalter.com



If you've done your best work on your project, it's disappointing not to get the rating you were expecting. Just remember – the judge's opinion is simply one person's opinion. A different judge might have given you a different placing. But even if you don't agree with the judge, it's worth paying attention to what he or she has to say about your project. You could get some great ideas for how to do even better next time.

Tips for Accepting Feedback

- Pay attention to what the judge liked instead of getting upset about what they didn't like. Even if there were some negative comments, there were probably just as many positive ones!
- Don't be nervous about face-to-face judging. Relax so you can be your friendly, natural self when the judge meets with you. And if you don't understand something they say, be sure to ask questions.
- Think about how you can use the judge's feedback. What can you do differently if you intend to keep working on this kind of project? What will you want to do the same way?



Fair Admission



Fair Ticket Tips for Exhibitors

Who Needs to Buy Fair Passes/Tickets? YOU DO!

Anyone wishing to enter the fairgrounds **Weds July 29 – Sun, Aug 2** between the hours of **9:00am and 10:00pm** must have a pass or ticket/wristband. This includes exhibitors, parents, grandparents, youth organizational leaders, etc. for judging, supporting youth, food court workers, barn duty, expo monitors, etc.

What passes/tickets are available?

Youth Exhibitor Bands \$8 for a week-long wristband	Fair Membership Passes \$35/week in Advance (\$40 at Gate (July 29-Aug 2))	Daily Tickets \$12/day in Advance \$15/day at Gate (July 29-Aug 2)
Includes unlimited entry into the fairgrounds ALL WEEK, and ALL entertainment, grandstand shows, concerts, etc.	Includes unlimited entry into the fairgrounds ALL WEEK, and ALL entertainment, grand stand shows, concerts, etc.	Includes unlimited entry into the fairgrounds for ANY ONE DAY , and ALL entertainment, grand stand shows, concerts, etc. on that DAY.
<p style="text-align: center;">NO RIDES</p>	<p style="text-align: center;">NO RIDES</p>	<p style="text-align: center;">UNLIMITED RIDES INCLUDED WITH THIS PASS</p>
<ul style="list-style-type: none"> • Great for youth exhibitors: 4-H, FFA, SCOUT members who are coming to the fair 1 or more days between July 29-Aug 2, but are not going on the rides. • A must have for animal exhibitors (to take care of animals daily). • These bands are meant to help keep fair costs down for Exhibitor Families. Wrist bands may be purchased for SIBLINGS of exhibitors, but are not available for the general public. • Children 3 and under are FREE (NO RIDES) • YOUTH EXHIBITOR BANDS are purchased through your Club/Chapter leader, usually in May/June. They are NOT available online or at local stores. • DEADLINE: All exhibitor wristbands must be purchased by Wednesday, July 8. After that, youth still needing a weekly pass will need to purchase a regular Membership (\$35 before July 29, \$40 after). 	<ul style="list-style-type: none"> • Great for parents, family members, leaders, etc. who are coming to the fair every day, but are not going on the rides. • Needed for families that are planning to camp at the fairgrounds for the week. Camping Questions? Contact Steve Stark @ 920-420-5003. • Makes pass "owner" a voting member of the Fair Association – so you can vote at the Annual Meeting in December to help direct the future of the Fair (or run for a position on the Fair Board). 	<ul style="list-style-type: none"> • Purchase these if you want to go on RIDES for ANY ONE DAY, and ALL entertainment, grand stand shows, concerts, etc. on that DAY. • Purchase these for someone coming to the fair 1 day. (Or 3 of these for someone coming 3 days – more than that? We recommend buying a membership) • Daily tickets are not date-specific. They can only be used ONCE, but can be used for ANY day of the Fair. BUY NOW, decide your date to attend the Fair later. • Great gift for grandparents, family members or friends who want to come out to the fair to support youth!
<p style="text-align: center;">How to Buy Tickets:</p> <p style="text-align: center;"><i>Check with your CLUB/CHAPTER/TROOP Leader before purchasing tickets to see if your club is doing group orders and/or if they give tickets/passes as incentives/rewards.</i></p> <p>Tickets (Daily/Memberships) are typically available beginning June 1 at local retailers: Tentative Locations Include: <ul style="list-style-type: none"> ○ Festival Foods (Oshkosh, Neenah & Menasha locations) ○ Red's Piggly Wiggly (Omro & Oshkosh ONLY) ○ Leo's Service Center (Winneconne) ○ Winnebago County Parks Department (JPCC: 625 E County Road Y, Oshkosh) ○ Winnebago County Clerk's Office (112 Otter Ave, Oshkosh) </p> <p>SENIOR DAY: Friday, July 31 SENIORS (55+) admission is \$5 at the gate from 9am-4pm. (NO RIDES)</p> <p>VETERAN DAY: Friday, July 31 VETERANS w/ proof of service get FREE admission (NO RIDES). Winnebago County Veterans Services Office may offer additional discounts at their Neenah & Oshkosh Offices prior to Fair.</p>		

FAIR CAMPING

Enjoy convenient on-site camping during the Winnebago County Fair. Both electric and non-electric campsites are available. Priority is given to youth exhibitors and their families, vendors, and county fair volunteers.

Campsite Rates

- Electric sites (20, 30, or 50 amp): \$225 **FULL FOR 2026**
- Non-electric sites: \$150 **AVAILABLE FOR 2026**

Sign up for the camping waitlist: <https://bit.ly/4xwbdxf>

Campsites are offered to returning campers first. Any remaining sites will be made available to individuals on the waitlist after **April 1**.

Move-in dates and check-in procedures will be shared closer to the Fair and are dependent on EAA camping prior to our event.

Questions?

General Camping Info: Steve Stark, 920-420-5003

Help with Invoices & Payments: Jody Bezio, 920-267-2473

2027 Camping Reservations will be done online again. All returning campers will be sent an invoice, payment in full will be due by April 1 to reserve your campsite.



Promote the County Fair!



2026 Winnebago County Fair Association Billboard Contest

All Youth Groups (4-H, FFA, Scouts, etc.) are invited to help promote this year's county fair (and win prize money!)

Prizes: 1st: \$200.00 • 2nd: \$150.00 • 3rd: \$100.00 • 4th: \$50.00

RULES

- Each club/group will need to supply all materials/location for billboard (stationary display of parade float allowed as substitute)
- Each club is responsible for getting approval for placement and abide by city and /or county regulations on the placement.
- Youth members are to paint and construct these boards (recommend 4x8 board with post in ground). Leaders and adults are encouraged to help, but keep in mind this is a youth project.
- Your board needs to be simple and to the point. Most people will see these signs as they travel the roadways at 25-55 MPH! Your message needs to be conveyed in a split second of viewing.
- Boards are to be in place no sooner than June 1, 2026 and no later than July 4, 2026.
- Once your board is in place, you must take a clear picture of it, and submit to the Winnebago County Fair Association.
- Your billboards need to be taken down after fair ends!

REQUIREMENTS

- Use "Country Roads Take Me Home" (2026 Fair Theme)
- Words "Winnebago County Fair" must be included on the board.
- Date: July 29th – August 2nd, 2026
- Club /Group names should be in the lower right-hand corner and should be no larger than 6" letter in height.

JUDGING CRITERIA

- Overall Artistic Impression
- Creative Use of Theme
- Lettering (make it readable)
- Attractiveness
- Neatness/Quality

DEADLINE

- Submit Photo of Billboard to Fair Association by July 4, 2026
- winnebagocountyfair@gmail.com
- Include: CLUB/GROUP NAME, contact person, address, phone number and location of billboard.
- Billboards (photos) will be judged prior to Fair.



Special Event

ENDLESS ADVENTURES

Friday, July 31, 2026 | 4:30 - 6:00pm
Winnebago County Fairgrounds
Barn B Overhang

Endless Adventures is a goat, calf, sheep and pig show that allows youth ages 8-18 with special needs to have an opportunity to show an animal alongside a Winnebago County Fair youth exhibitor. Each participant will be paired with a youth exhibitor in order to learn how to show an animal species of the participants choice. There are still a few spots open.

Please reach out to exhibitorexperience@gmail.com or fill out the google form if you have a youth interested in participating



[https://forms.gle/
6Ppb4ofahCm1
4vyP9](https://forms.gle/6Ppb4ofahCm14vyP9)

ALL BARN Exhibitors

Preparing for the Fair

- Complete your Youth for the Quality Care of Animals (YQCA) training. This is a NEW requirement for all species this year. Training information can be found here: <https://yqcaprogram.org/>
- Review the Fair Rules in the Premium Book:
 - General Rules
 - Livestock & Barn Animal Rules
 - Code of Show Ring Ethics AND Department (species-specific Rules
 - Animal Health Rules for Fairs & Shows – it is up to you to get all necessary vet checks, testing & paperwork completed within the required timelines.
- New to showing an animal? Need assistance? Contact the Superintendent for your Department listed at the back of the book. They are happy to help you out!

Pen/Stall & Animal Counts

Superintendents need updated counts for making barn assignments in July. Contact your superintendent for specific deadlines (numbers are needed prior to pen/stall setup so that barn assignments can be made).

- One Club/Group representative should contact the superintendent with pen/stall numbers for their group. Superintendents may adjust these requests/assignments based on actual animals coming to the Fair.
- If any of the animals you signed up for in Fair Entry are NOT coming to the Fair, please contact Kim Brzozowski (Fair Entry) and the Superintendent of your Department as soon as you know. *Unfortunately, we are not able to refund Fair Entry fees after June 22 – but still need updated animal numbers for barn assignments.*

Pen & Stall Set-up – Sunday, July 26

See animal Departments on following pages for information on pen/stall set-up times and MANDATORY MEETINGS to get important barn rules & safety information.

The county fair (like 4-H) is run by volunteers, including year-round planning, fair set-up and clean-up, so we do ask that exhibitors/families help do their part to make the fair a positive experience for everyone, which includes helping with tasks like pen/cage set-up. Many hands make light work, and an affordable fair!

Barn Decorations: All exhibitors are encouraged to participate with their club to decorate their animal area in the barn. Decorations help identify 4-H groups and individuals. Including educational info helps teach about agriculture in Winnebago County. Decorations are judged as part of the Herdsmanship contest. Decorating can begin after pen/stall/cage set up and assignments on Sunday. **Reminder: Fire extinguishers should not be blocked or moved.**

ALL BARN Exhibitors

Overnight Barn Duty

Volunteers are needed for overnight barn duty from 11:00 PM– 5:00 AM. To volunteer, please contact the Fair Office at 920-685-3013. If there are no volunteers, barn duty won't be covered that evening.

Fair Check-in

- You will need your FairEntry Tags to check in your animal. Entry Tags can be picked up from the Expo Building starting Friday, July 24 after 3PM.
- **Animals must be brought to the fair on Tues., July 28, 11AM—6PM**
- **See Meat Animal info for specific beef/sheep/swine/goat times**
- There will be a veterinarian on the grounds, Tuesday, July 28, for entry day.
- Superintendents will be responsible for checking animals in. If any questions or issues arise concerning an animal, the veterinarian will have the final decision.
- **Organically Raised Animals:** If you are exhibiting animals that are raised organically, you are *required to post a sign* stating such and a number to be called in case of illness or other emergency with animals.

Care of Animals/Facilities

- Exhibitors must give personal attention to their animals at the fair. Animals are to be fed and watered daily. Animals, stalls, pens and cages should be kept clean at all times. Junior exhibitors are expected to care for and groom their animals while at the fair.
- Only straw and pre-packaged shavings are allowed for bedding in the barns. This is for all species - our waste hauler cannot take manure with any woodchips or thick material in it
- The Fair Association will ***not*** be providing shavings for exhibitors to use in the animal pens/stalls. The Fair Association will provide shavings for show ring only. Please plan accordingly so your areas have adequate bedding.
- FEED/HAY/BEDDING STORAGE: Storage space is available under the overhang outside of the dairy and beef barns, and will be monitored for neatness. All clubs are being asked to clean up feed, hay and bedding at the end of the fair. Leaving a mess will mean there will no longer be outside storage. Please be considerate of the clean-up crew and do your part .
- Wash racks are located on the East and West sides of the restroom/shower building. Please do not leave buckets, soap, hoses, and other equipment lying around. The area is very visible to the public.
- No animals are to be walked out the West end of the barns onto the covered walkways.
- The Fair Board discourages the practice of furniture in all barns and overhangs. If you do bring your own chair/table you do so at your own risk. **NO** upholstered furniture of any kind will be allowed.
- All animal trailers will be parked on the grass area North of the open arena, same as in the past. No parking on the blacktop.
- Rabbit and Poultry have been moved to Barn E (by the grandstand)

Barn Herdsmanship

Barn Herdsmanship Voting & Awards

The County Fair's Barn Herdsmanship awards encourage exhibitors to share their knowledge of their animals and pride for their project with the general public. Clubs/Groups are evaluated on the following:

Decorations

- Club/Group is identified clearly

- Animals are identified clearly

- Decorations are neat & attractive and uses coordinated color scheme and background.

- Originality

Condition of Animals

- Properly groomed and clean

- Well fed and watered

- Properly penned or secured

- Attractively arranged

Aisle/Bedding/Service Area

- Ample bedding

- Edge neat and square

- Clean, including aisles.

- Neatness and cleanliness of equipment & storage areas

- Personal items out of sight/stored neatly

Member Participation

- Greet public as they walk through barns

- Knowledge of animals and of their club/group

- Dress is appropriate and neat

- Youth members are doing the work in the barns

Club/Groups are judged both by the other clubs/groups AND by community members coming through the barns. Scores will be weighted 50% Club and 50% Community. Clubs must participate in judging to receive scores for their own group.

Each club/group leader will be given a score sheet to be filled out AS A GROUP. Please see your club leader and the score sheet for important instructions on how judging works.

All score sheets are due to the Fair Office by 6pm on Saturday.

Join us at the County Fair Awards Ceremony at 3pm on Sunday in the covered arena to find out the results of the barn herdsmanhip.

Dairy Exhibitors



Notes from Dairy Superintendent

Amy Jo Domke: domke2892@yahoo.com

920-379-3251

Please read carefully—contact Amy Jo with any questions.

Mandatory meeting for all dairy exhibitors on Sun, July 26 at 12:00 PM.

We will cover everything fair related; including Jr. Show, check-in, the milk house. This meeting will be the time to get questions answered and socialize with everyone.

County Fair Rules

It is strongly recommended that all families exhibiting animals at the fair read the fair rules: 2026 Junior Fair Premium Book & Rules AND Animal Health Regulations for Fairs & Shows.

Beef & Dairy Horn Rule:

In order to provide optimal safety conditions for all exhibitors and fair participants, the Winnebago County Fair Association (WCFA) does not allow horns on cattle older than 6 months of age. Outgrowth from horn removal will not constitute a horn unless it is pointed and/or deemed hazardous/unsafe by the WCFA'S appointed committee.

Bedding Rule:

Shredded wood chips ARE NOT allowed. Out waste hauler will not take naure with wood chips in it. Only straw and PREPACKAGED shavings may be used for bedding in barns. ALL ANIMALS!

Tuesday Animal Check-In

Check-in time is between 11AM and 6 PM.

If your trailer is not in line for check-in by 6:00 PM, your animal(s) will be sent home. No exceptions.

The following will be completed before a dairy animal may enter the barn. Have all documents ready. Please have a copy for the fair office to keep.

- Vet check paperwork: You must have a signed health check slip from your vet dated July 14-28- Copy of YQCA completion certificate
- Inspect animal for signs of disease, injury and/or horns
- Verify animal information/registration for exhibition class

Dairy Exhibitors

Barn Set up & Care

- Club tying assignments will be posted by 10 AM, Sunday, July 26.
- Fans must blow West to East (Dipper to Show ring) No Exceptions.
- Any and all hay, feed and bedding will be stored under the overhang outside.

We are requiring a tarp or plastic of some sort under your hay and straw this year. We need to keep the building and the space around it in good condition. (Pallets will be available for you to keep your hay, straw and feed off the ground to be used on top of the tarps/plastic.)

- Please limit tack space furniture to camping and folding chairs
- ALL exits and walkways must always be clear/passable per Fire Code.
- Absolutely NO vehicles in the barns or parked around the barns after Tuesday, July 28th.

MILKHOUSE

- The Milk House & Clean-Up schedule will be posted on Monday, July 27th.
- Exhibitors with milking cows MUST help keep the milk house clean. You will be expected to clean up the manure when it is your turn!

AWARDS

- The County Fair Awards program begins Sunday, August 2nd at 3 PM in the covered arena. (Crowley Award, Barn Herdsmanship, etc.)

Last day of Fair (Sunday, Aug. 2nd)

- Animals will be released at 4:00 PM on Sunday.
- Decorations can come down at 4:30 PM. Animals must be out of barns before decorations can be removed to ensure safety (no spooked animals)
- Remember the Fair is still open to the public Sunday. We encourage you to clean up around the OUTSIDE of the barns BEFORE 4PM. Hay, feed, bedding etc. can be removed anytime Sunday afternoon. Feed/straw not going home should be moved to the manure pit. Rake/clean all feed/straw from the ground around the barns. We want the public to be safe and exhibits to look good until release time.

- All used bedding and manure will be moved 4 feet from the walls right away after animals are removed. Rake and clean completely under dividers.

Dairy Exhibitors

Wednesday Jr. Dairy Show

Show will start on Wednesday, July 29 @ 8:30 a.m. with the order of:

· Showmanship (oldest to youngest)

· **Overall Showman**

1st place showman from each class returns to compete in this class

· **Cows (youngest to oldest)**

Sr. Champions will be selected during these classes

Top 2 animals from each age class return for Sr Champion selection

· **30-minute Lunch Break**

· **Heifers (youngest to oldest)**

Jr. Champions will be selected during these classes

Top 2 animals from each age class return for Jr. Champion selection

· **Breed Champions (breed order)**

Sr. and Jr. Champions and Reserve Champions return for Breed Champions selection

· **Supreme Champion of Show**

Each breed Champion returns for Supreme selection

Breed order will be: Brown Swiss, Guernsey, Holstein, Jersey, milking short-horn, any other, Ayrshire

The show catalog will be available Wednesday morning at the latest.

After the show clubs are required to help clean up the Show Ring. Bring wheelbarrows and shovels and multiple club members so it gets done fast!



Write your Thank-you Cards!

All class and champion awards are sponsored by generous members of the community and local businesses. The post cards attached to awards are for a short thank you note to that sponsor.

Poultry Exhibitors

Superintendent : Wendy Good

all4goods@outlook.com / (757) 705-0210

Make sure to leave your name and number with your message.

WE MOVED! We will be in Barn E

(between the grandstand & pig/duck/goat races)

Set-Up & Decorations

- Cage set-up is July 26, 2026 starting at 9:00am until we are finished. Exhibitors and parents are expected to help with set-up and take-down of cages as well as clean-up on Sunday after release.
- Cages will be assigned by the superintendent by noon. You are not allowed to move the club section around but their birds are allowed to be moved within the club section.
- Cage decoration is encouraged. Decorating can start as soon as club assignment is complete. No staples of any kind can be used on the bases of the poultry cages. Large binder clips work the best and Melissa and I have a huge box of them. The bases of the cages must be covered so as to not see what's underneath. If they are on a corner they need to make sure it is covered.

Testing Dates

Testing will be held by Marie Pedersen (call or text 920 - 420 - 6860) to set up your testing appointment time only asking for donations if you come to one of the listed testing dates. Minimum of \$20 is she has to come to you. Number leg bands available during testing if needed.

- ◆ Sat June 27th 8am - 12pm
- ◆ Sun June 28th 6pm-8pm
- ◆ Thursday July 9th 6pm - 8pm
- ◆ Sat July 11th 7am - 11am

Fair Check-In

- **All Exhibitors must bring a copy of their YQCA completion certificate.**
- Exhibitors must bring along with their birds on entry day the original and a copy for the superintendent of a certificate stating the bird or birds are NPIP, NPIP affiliate, Wisconsin Tested Flock, Wisconsin Associate Flock or Wisconsin Individual poultry test report. Without the form and a **PAPER** copy you will not be allowed to coop your birds and will be sent home to get the proper forms or will not be able to participate in the fair.
- All birds will be inspected for good health, parasites and ID bands (only individually tested birds will have ID bands.) Any bird found to have parasites will be sent home. All poultry must be in full feather and over 4 months of age.

Care of Birds

- No zip tying bowls to the cages.
- Bring enough feed for 6 days. Birds often spill their feed so having more is better. Feed can be stored under cages in a plastic sealable container.
- Bring your own feed and water dishes. No wire. No tin can or cut off plastic bottles are allowed for dishes. All birds must be fed and watered twice a day.
- **Please have birds fed, watered and cages cleaned before 9AM daily**

Poultry Exhibitors

Belongings

- Make sure your name is on everything you bring in big letters.
- Sometimes items get mixed up under the cages and become lost.
- Transport cages, carriers or boxes are not allowed to be stored under your cages. Please take them home. You will need to bring them back on Sunday when birds are released.

Judging

- Judging will be Thursday, July 30 starting at 9am. Classes will follow the order listed in the premium book. Showmanship will follow the class judging.
- Exhibitors must bring birds to the table unless otherwise approved. If you have a conflict with any other Departments showing at the same time as your poultry, please see the superintendent to make arrangements for your birds to be taken to the table by the assistant or a youth leader.
- Only the Judge, Superintendent, Assistant, Clerk and Exhibitor will be at the show cages during judging and showmanship. **All Others Must Stand Back.** Parents, this is a time for you to sit back and relax. Your hard work with your child and their project is appreciated. Now, let them show off.



Sale of birds will NOT be allowed at the fair.

There will NOT be a "for sale" board, but people can advertise for sale birds after the conclusion of the show on Thursday. No birds may leave until 4PM on Sunday, even if sold at the fair.

Release of Animals

- No birds will be released from the fair before 4pm on Sun, Aug 2nd unless there is an emergency (will need Fair Board's approval to remove animal) or if the animal becomes sick and the fair veterinarian excuses you.
- Remember to bring your carriers back on Sunday. They can be stored under cages if there is room (Sun only) or around North side of the barn.
- Exhibitors and parents are expected to help with take down of cages as well as clean up on Sunday after release of animals.

Horse Exhibitors

A Word from the Horse Superintendent

Anna Radig: wcfahorses@yahoo.com / (920) 573-0516

Assistant: Marissa Kiefer: rodeoqueen08@gmail.com



FairEntry

If you have a registered animal, it must be shown in a registered halter class.

- English and Western Type are for unregistered and grade horses **ONLY**.
- Additionally, if your horse has multiple registrations, and one of the registrations is listed in the Fair Premium Book, you must exhibit your horse in that class
- “Any Other Registered Breed” is only for horses without a class listed in the Fair Premium Book.

Barn Decorations

Exhibitors may begin decorating stalls on **Sunday, July 26th** according to posted barn assignments. Hay and tack is encouraged to be brought in at this time to help prevent trailer congestion on check-in day.

Equine Education

All projects entered as educational horse projects (i.e. Clothes Horse, Posters, Drawing, etc.) will be judged in the Expo building, beginning at **1:00 pm on Monday, July 27.**

Model Horse Exhibitors

Model Horse judging will begin **shortly after 1:00pm on Monday, July 27.** The

Model Horse show will run just like a live horse show. To avoid missing a class, expect to be present throughout the show to display your exhibits as the show bill progresses. The show bill will follow the entry list in the premium book. The area will be ready for exhibitors to set up by 12:00pm



Fair Animal Check-in

Check-in for horses runs from **11am - 6pm on Tuesday, July 28.**

You must bring the following:

- **Original and Copy of Coggins** (Copy will be kept on file.)
- **Premise ID #**
- **Copy of Registration Papers** (Original not needed, but copy will be kept on file. You cannot exhibit in a registered class without papers.)
- Emergency contact forms

Horse Exhibitors

- YQCA completion certificate
- To help eliminate trailer congestion by the barns, please unload horses in the gravel lot. **ALL TRAILERS MUST BE MOVED OUT OF CAMPING LOTS BY 9PM TUES AND CLEAN UP ANY TRAILER MESS IN THE GRAVEL LOTS**

Mandatory Safety Meeting

The mandatory safety meeting will begin at **7:00pm on Tuesday, July 28.** The week's informational booklet will be handed out at this time.

4-H Horse & Pony Project Requirements

To be considered a 4-H Horse & Pony member in good standing, an exhibitor must satisfactorily complete all Project requirements in the eyes of the Horse & Pony Board according to the Fair Requirements Checklist. These include

- Submit a completed Declaration Form,
- Attend two (2) county project meetings,
- Attend two (2) county-sponsored educational events
- Complete six (6) volunteer hours at a sanctioned event.

In extenuating circumstances, the Board may approve a substituted activity. Only 4-H Horse & Pony Project members in good standing will be permitted to exhibit at the State 4-H Horse Expo.

Hippology Contest

Come test your horse knowledge at the Hippology Contest! This contest is open to all 4-H members (not just Horse & Pony Project members) and parents. Contest will run from **10am to 1pm on Thurs, July 30.**

Question of the Day will also take place in the horse barn each day during fair. Stop by the horse barns for more details on both of these events. More details can be found at the horse barns during



Goat Exhibitors

Goat Superintendent:

Rachel Neuman: (920) 420-5438

Assistant Superintendent: Brooke Overton (920) 379-4342



Each club will be considered for the Goat Barn Herdsmanship Award, which is judged by fellow goat project members and members of the public

Set-up

The goats will be housed in Horse Barn C. Pen Set-up / Mandatory Meeting will be on the Sunday 11:30 AM before the Fair begins. More information will be discussed at Goat project meetings.

Decorating of pens can be done after set-up on Sunday or Monday.

- All decorating should be done by the time the animals arrive at the Fair.

Check-in

All animals are to arrive at the fairgrounds on Tuesday between 11AM and 6:00 PM. The goats will be checked in by the Goat Superintendent.

- All goats **MUST** be tattooed or tagged with a unique identification number. Official ID may be scrapies ear tags or tattoo, USDA button ear tag, or breed association tattoo (as long as it is unique to that animal).
- When checking in at the Fair, please present the a copy of your YQCA certificate. premise ID number for your farm, and also documentation that your animal has been enrolled in the Scrapies ID program through the USDA.
- Please contact Rachel Neuman or Brooke Overton if you have questions about correct identification of your animal for the fair.
- A list will be made and kept in the goat area of each animal's identification number and its location.
- No intact male goats are allowed at fair.

Animal Care

- Please have a plan for bedding your animals.
- Each exhibitor should come prepared with water buckets, grain pans, adequate food and other needed equipment to take care of their goat for the duration of the Fair.

Goat Exhibitors

Show Information

Our goat show will take place on Wednesday at 9:00 AM in the Barn A Annex

- Recommended show attire is clean jeans, no holes and no tennis shoes.
- Don't forget all dairy breeds and market goats should be body clipped; all others trimmed up as needed.
- Hooves should be trimmed and goats should be bathed to show their best!

The **Fun with Goats** events (obstacle course, costume class, pack goat class, driving goat) will be held on **Saturday at 3PM** in the covered arena.



Rabbit Exhibitors

Rabbit Superintendent

Melissa Helms

melissahelms70@yahoo.com / (920) 379-4190

WE MOVED! We will be in Barn E

(between the grandstand & pig/duck/goat races)

Pen Set-up

- Pen set-up is Sunday, July 26, from 9:00 AM until finished. Please come to help out. The more people who help the faster we will get this done.
- If you want to decorate your coops, please do so. Stay away from using paper, electric lights or fabric on the cages. You may skirt the bottoms of the coops with fabric to the floor. We do not want decorations to obstruct aisles or the view of your bunnies in their coops.

Fair Check-in

- **New: Copy of YQCA completion certificate required.**
- All rabbits must be free of disease or illness. Each animal will be checked as they are brought in. Animals found to have ear mites, colds, sore hocks, etc. will be sent home.
- Do not bring bunnies under 8 weeks old or nursing mothers to the fair. The stress of being at fair and the possible hot weather could be dangerous for the animals.
- All carriers must be taken home on entry day and not brought back until Sunday after 4:00 PM at release time.

Rabbit Exhibitors

Care of Animals/Barns

- Everyone needs to bring their own feed, food and water dishes/bottles and BEDDING. Shavings can be purchased for around \$5 a bag at many feed stores or Fleet Farm. Please put extra feed in plastic containers with covers; no plastic or paper bags.
- If the weather is hot during the fair, freeze water in a plastic bottle for your rabbits. The one liter size works best for large rabbits; 20 or 24 oz. for the smaller ones. This gives each animal some relief from the heat. Each day you will need to bring in frozen bottles and take them home at night to refreeze them. You may want to freeze 2 sets of bottles per animal; that way you can use one and have another one set for the next day.
- Every exhibitor will be asked to help out with keeping our barn area clean.
- Each exhibitor will be responsible for daily pen cleaning. Please try to do this in the morning as the barn gets busier later in the day.
- You can also help out in the barn by bringing your bunny out for petting. This will give visitors a chance to pet bunnies and ask you questions. A table will be set up for this purpose. We also hope to have a play yard set up to let your animals exercise and be petted. This is a great way to promote rabbits.

Judging

Judging starts at 9:00 AM, Wednesday, July 29 under barn E overhang. Show order will be Pet Class, Breeds and Showmanship to Follow.



Learn by Doing

Notes

Have you completed your

YQCA

YOUTH FOR THE QUALITY CARE OF ANIMALS

TRAINING?

THIS SHOW REQUIRES

YQCA

YOUTH FOR THE QUALITY CARE OF ANIMALS

CERTIFICATION

Winnebago
County Fair

Oshkosh, Wisconsin


Dairy • Beef
Swine
Sheep • Goats
Horses
Rabbits • Poultry

Market Animal Sale

Attention All Exhibitors Selling in the Meat Animal Sale

- Please review all 2026 Rules and Regulations available on the Meat Animal Board (MAB) website: <https://www.wcmab.com/>
- Questions? Email us at winctymab@gmail.com, contact a MAB member, and be sure to follow us on Facebook for the latest updates.

Winnebago County



Meat Animal Board

Lost Ear Tags

If a meat animal loses an ear tag, the exhibitor or a family member must notify a MAB member as soon as possible so the animal can be retagged prior to Entry Day at Fair.

NEW for 2026: Swine Show is Non-Terminal

Exhibitors and their families are responsible for making slaughter arrangements for any animals that are not sold through the Meat Animal Sale and will not be returning home. Slaughter appointments must be scheduled before the Fair.

Clubs/Groups: Final Animal Counts

Please provide the Fair Superintendents with your club's final animal counts before Pen Setup on Sunday, July 26.

- Beef Superintendent – Jake Dodd, (920) 379-0648
- Swine Superintendent – Michelle Wesenberg, (920) 450-8973
- Sheep Superintendent – Lacie Marhefke, (920) 379-0535
- Goat Superintendent – Rachel Neuman, (920) 420-5438

Pen Setup: Sunday, July 26 at 9:00 a.m. sharp

Senior and Advanced Showmen (all meat animal species) should report to the Beef Barn. All other exhibitors should report to the Swine Barn.

- One (1) point will be awarded for attending Pen Setup and will count toward your 2026 Meat Animal Sale point total. This is the final point opportunity that can be applied toward the 2026 Sale.
- We will also accept two (2) buyer letters, signed by potential buyers, at Pen Setup.
- **Only straw and pre-packaged shavings are allowed for bedding in the barns. This is for all species - our waste hauler cannot take manure with any woodchips or thick material in it**

Mandatory Meeting: Sunday, July 26 at 10:30 a.m.

All Meat Animal exhibitors are required to attend.

- Sale numbers will be selected once all exhibitor forms have been received.
- Barn decorating may not begin until the Mandatory Meeting has concluded

Market Animal Sale

Entry Day

Don't Forget Your Paperwork!

- All exhibitors must submit a copy of their YQCA completion certificate.
- All animals entering the Fair must have current veterinary health papers. Health papers must indicate that the veterinarian inspected the entire herd.
- All sheep must have a Scrapie tag.

Animals may begin unloading at 11:00 a.m. on Tuesday, July 28, 2026.

- Beef, sheep, and goats must remain in their assigned barn or pen until their scheduled weigh-in time.
- **Weigh-In Schedule**
- Swine: 11:00 a.m. – 2:00 p.m.
- Sheep & Goats: 2:00 p.m. – 5:00 p.m.
- Beef: 5:00 p.m. – 6:00 p.m.

Sale Cards

Sale cards will be available near the MAB mailbox in the Swine Barn.

These cards must be completed as soon as you know which animal will be entered in the Sale and submitted no later than **NOON on Friday, July 31.**

- Sale cards provide buyers with important information about each sale animal as they visit the barns prior to the Meat Animal Sale.
- Complete one card for each sale animal.

Trucker Slips

Trucker slips are also available near the MAB mailbox in the Swine Barn.

Any market animal not being sold through the Meat Animal Sale (including those animals going home) must have a completed trucker slip placed in the MAB mailbox no later than **NOON on Friday, July 31 or as soon as pig show ends.**

Sale Day

The Meat Animal Sale will be held in the Barn A Annex on **Saturday, August 1.**

- Buyer registration begins at 8:00 a.m.
- Buyers may also register in advance through the MAB website.
- Sale begins promptly at 9:00 a.m.

Please note: Anyone arriving after 9:00 a.m. must have a Fair admission ticket or purchase one at the gate before entering the Fairgrounds.

Animal & Decoration Release: Sunday, August 2

- Carcass animals will begin loading at 4:00 p.m.
- Non-carcass animals, decorations, and equipment may not be removed before 4:30 p.m. For safety reasons, animals must be removed before decorations and equipment.

Failure to follow Fair release rules may result in loss of exhibiting privileges at next year's Fair. Please refer to the Fair Rules in the Premium Book for additional information.

4-H Fundraisers

Get Ready for the 2026 4-H Dipper!

The 4-H Dipper Committee is busy preparing for the 2026 Winnebago County Fair and is looking forward to a fun-filled fair season for our volunteers.

New for 2026! We will be adding limited day special items to our menu. We are looking to add a 4-H Pizza Day and a day where we will be serving fresh cheese curds from Union Star Dairy pending volunteer and product availability.

Sign up for your 2026 4-H Dipper Shifts!

2026 4-H Dipper Hours

- Sunday, 7/26/2026 - 10:00 AM - 12:00 PM - Clean and Prep
- Wednesday, 7/29/2026 - 8:00 AM to 8:00 PM
- Thursday, 7/30/2026 - 8:00 AM to 8:00 PM
- Friday, 7/31/2026 - 8:00 AM to 8:30 PM
- Saturday, 8/1/2026 - 8:00 AM to 8:30 PM
- Sunday, 8/2/2026 - 8:00 AM to 2:30 PM
- Monday, 8/3/2026 - 8:00 AM to 10:00 AM - Clean and shutdown



Register for your Dipper Shifts at <https://tinyurl.com/4-HDipper> or scan the QR Code.

Reminders

- Dipper Shifts last between 2 to 2 ½ hours
- Staffing consists of 5 Adults/Older Youth (8th Grade and higher) and up to 5 younger youth (Cloverbuds through 7th grade)
- Adult/Older Youth volunteers are expected to assist and supervise the younger volunteers during their shift
- Group shifts are allowed but this is a great opportunity to meet other youth/adults in the county
- The Dipper may close or limit the menu during times we are short staffed so volunteers are needed for this fundraiser
- You are allowed to sign up for multiple shifts
- Shifts are flexible and able to work around other animal judging and performance commitments

Younger Youth Volunteer Roles

- Serve drinks, shakes, and malts
- Take orders on iPad and run orders to people preparing the orders
- Assist with keeping things neat inside and outside of the Dipper

Adult/Older Youth Volunteer Roles

- Supervise and assist younger youth where needed
- Handle cash and credit card orders from customers
- Operate the shake machines, griddle, and pizza oven to prepare orders
- Assist with end of day register close out

If you have any questions, please contact the office or contact a member of the Dipper committee. We will be happy to answer any questions you may have. We look forward to working with you at the 2026 Winnebago County Fair!

4-H Fundraisers

The 4-H Dipper is a tradition that has been a part of the Winnebago County 4-H program for over 30 years when it started out as a small ice cream stand. More than 250 youth and adult volunteers work at the Dipper each year. All funds raised support Winnebago County 4-H events and activities.

In addition, the Dipper provides youth the opportunity to learn valuable business skills. Youth are trained in safe food handling procedures, customer service, time management and how to work as a team. As a result 4-H youth are more prepared to enter the work force as young adults.

What can I wear in the Dipper?

Remember, we are serving food to the public...think about how a cook or

server in a restaurant might look when handling food.

- Promote your club—wear 4-H clothing if you have it!
- Please be CLEAN! For example, those of you working with animals should not wear “barn duty clothes” to serve food at the Dipper 😊
- T-shirts preferred, avoid tank tops
- Clothes in good repair, avoid rips, holes and stains
- Closed toed shoes, avoid sandals and dirt/manure
- Hat/hair nets are required when serving food—you may bring your own hat.

Dipper Leadership Opportunity

As announced at previous all-county meetings, the Dipper Committee is looking for new leadership to take over management of this fundraising event for the county. We would like to thank Scott and Herb for their years of service in supporting this fundraiser, and they would like to share the processes and other behind the scenes things that allow this initiative to continue as they serve out their final year.

If you are interested in assisting with soliciting donations, ordering supplies, supporting the Square point of sale system, or the other management responsibilities, please contact anyone on the Leaders' Association Board of Directors or the Extension office for more details and someone will reach out to you!

4-H Dipper Menu

FLAVOR OF THE DAY SCHEDULE

Wednesday - Peanut Butter Mackinac Island Fudge

Thursday – Caramel Collision

Friday – Pirate's Bounty

Saturday – Mint Chocolate Chip: *A portion of sales of this flavor will be donated to the Winnebago County 4-H Endowment Fund.*

Sunday – Everything Must Go - Any of the above flavors of the day until we run out!

BREAKFAST: (8:00 am to 10:30 am)

Pancakes (3) with Syrup/Butter: \$3.00

BEVERAGES

Coffee 12 oz: \$1.00 / Fill your Cup \$2.00 / Creamer and Sugar on request

Nature's Touch Milk: \$1.75 (White or Chocolate)

Soda/Water: **\$3.00**

LUNCH/DINNER (11:00 am to close)

Grilled Cheese: \$3.00



SIDES / DESSERT

Great Lakes Chips: \$1.00 (Sea Salt, Cheddar, BBQ):

Veggies w/ Dip: \$4.00

Sweet Lair Chocolate Brownie: \$3.00

SPECIAL ITEMS (11:00 am to close) Available While Supplies Last

Union Star Fresh Cheese Curds: \$2.00 / (Starts Thursday – While Supplies Last)

4-H Pizza Slice: \$2.00 / (Starts Friday – While Supplies Last)

ICE CREAM (11:00 am to close)

Build your Own Sundae:

Ice Cream Only : \$4.00

(Toppings: \$.50 each - Hot Fudge, Hot Caramel, M&M Pieces, Cookie Crumbles, Cookie Dough, or Sprinkles)

Brownie Sundae: \$6.00 - Lemon Sorbet (Non-Dairy): \$4.00 2 scoops

SHAKES/MALTS / FLOATS (11:00 am to close)

Shakes / Malts (16 oz): \$5.00 - Chocolate, Vanilla, or Flavor of the Day

Build Your Own Float: \$6.00 -

SUNDAY SPECIAL (11:00 am to close)

REFROZEN CONCRETE SHAKES/MALTS: \$2.50 - Chocolate and Vanilla shakes and malts frozen during the week and sold with a spoon. Options limited to inventory on hand and limited supply.

4-H DIPPER HOURS

Wednesday: 8:00 am to 8:00 pm

Thursday: 8:00 am to 8:00 pm

Friday: 8:00 am to 8:30 pm

Saturday: 8:00 am to 8:30 pm

Sunday: 8:00 am to 2:30 pm

Prices are subject to change



4-H Fundraisers

Basket Raffle

It's time once again to plan to put together baskets for the **4-H Leaders' Association Annual Basket Raffle** held at the 2026 Winnebago County Fair! We need the support of **ALL 4-H Clubs** to make this year's raffle a success. Anyone can donate a raffle basket! All clubs are encouraged to donate a theme basket(s) (bath/spa, movie night, child-themed, holiday, sports, gardening, camping, birding, cooking, grilling, artist, etc). Don't forget to contact local businesses or individuals. All are welcome to donate baskets to support 4-H!

Can't donate an entire basket? You can contribute individual items that go along with the Leaders' basket. The starting item is a cake/cupcake carrier so cake mixes, cupcake liners, frosting, sprinkles etc. would be great donations. Please have them to the 4-H office by July 17th labeled with your club's name.

- ◆ In a container of some kind – basket, tote, bucket, cooler, etc.
- ◆ Wrapped in cellophane or a clear plastic bag to keep things clean and help ensure that the contents stay in baskets while on display at the fairgrounds.
- ◆ Include a clearly displayed card/sign listing items in basket, thanking any donors, value of basket, and **stating the club's name**.
- ◆ NO perishable items, NO alcohol, NO tobacco products

Baskets ready for display must be dropped off at the Extension Office by noon on Friday, July 24 or taken to the Expo Building on Monday, July 27 by 2PM. Please drop them off in the back 4-H office area.

PLEASE NOTE: ANY BASKETS THAT ARE HEAVY, AWKWARDLY SHAPED OR FRAGILE SHOULD BE DROPPED OFF DIRECTLY TO THE EXPO BUILDING ON FRIDAY, JULY 24TH.

WE ALSO NEED VOLUNTEERS TO HELP SELL TICKETS AT THE RAFFLE TABLE IN THE EXPO BUILDING!

Please sign up for one or multiple 1-hour time slots: <https://bit.ly/43FRpc7>



Behavior Expectations

As a 4-H member, leader or parent your actions throughout fair not only reflect on you, but on the 4-H program overall. We expect that you are going to have fun and relax after all your hard work on your projects, teaching others or supporting your child. However, your fun shouldn't infringe on the rights of others.

4-H PLEDGE

I pledge my **HEAD** to clearer thinking,
my **HEART** to greater loyalty,
my **HANDS** to larger service,
and my **HEALTH** to better living,
for my club, my community,
my country, and my world.



4-H Members and Leaders sign a Code of Conduct in 4HOnline during enrollment annually. For example, **Youth agree to:** *

- adhere to program/facility rules, curfews, dress codes and policies
- conduct themselves in a courteous, respectful manner, use appropriate language, exhibit good sportsmanship, and be a positive role model
- comply with local, state and federal laws

Parents are expected to role model the Code of Conduct for their child.

Behavior expectations for Leaders apply whenever you're in a youth exhibit building and/or acting in your role as a 4-H Volunteer.

For example, **Volunteers agree to:** *

- not consume or be under the influence of alcohol or illegal substances
- operate motor vehicles and other equipment in a safe and reliable manner...comply with all motor vehicle related state regulations and laws.
- treat animals in a humane manner and teach program participants to provide appropriate animal care and management.

Be aware that being courteous and respectful of others is expected at all times, as you are a role model for our youth and our community. **Refer to your 4HOnline profile or contact UW-Extension for the complete list of expectations.*

Community Events There are several community events that happen at the Fair that are popular for 4-H families to participate in that are **NOT 4-H** events (Small Fry competitions, Meat Animal Sale, Kiddie Tractor Pull, etc).

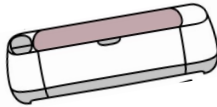

UW-Extension staff have no authority over these events, event coordinators are not certified 4-H volunteers (or not working in their capacity as a 4-H volunteer). Parents should make their own decision about the risk of the activity and their family's participation in these events, just as you would with any other event you might attend in your community. **Be safe and have fun!**

4-H Activities

4-H Fashion Show will take place during the Spotlight Stage on Saturday at 4PM in the carpeted area of the Expo Building

Check out these Project Activities!

All 4-H groups/projects are encouraged to do “Activity Stations” at the fair to provide hands-on learning for other 4-H members and the general public. Activity Stations will take place in the carpeted area of the Expo building on Wed, Wed & Thurs at 9-11AM and 2-4 PM and Saturday from 9-11AM.



9-11 AM Crafts	2-4 PM MakerSpace
Wednesday 7/29	
Farm Animal Craft	Acrylic Bookmarks & Key Chains
Thursday 7/31	
Fun Button Maker	Camper Themed Wood Rounds
Friday 8/1	
Patriotic Craft	Cloverbud Stuffed Animal Judging
Saturday 8/2 9-11AM MakerSpace	Saturday 8/2 1-4:30PM Spotlight Stage
3D Printed Whistles	



**Come Celebrate Our Youth
Graduating from the 4-H program,
4-H Scholarship winners and
4-H Key Award winners!**

**4-H Awards Ceremony
Sunday, August 2, 2026**

11:00 AM Expo Building - Carpeted Wing

4-H & Fair Events

4-H Cloverbud Stuffed Animal Judging!

Cloverbuds can get an opportunity to show their (stuffed) animal at the fair this year!

How to Info

Choose a stuffed animal from your own collection and complete the stuffed animal entry form found Here: <https://bit.ly/4biwmjU>

What will you be judged on?

- Introduction of your animal and a controlled “tuck and carry.”

You also will be judged on our stuffed animal's

- Feet and Toes (count how many)
 - Ears (any mites?)
 - Legs (judges will feel each leg (bone))
 - Eyes (any disease?)
 - Nose (describe what symptoms of disease could happen)
 - Tail (any breaks?)
 - Teeth (does your animal have any?)
 - Grooming of fur. Explain the type of fur yours has
-

Farmer For A Day (FFAD)

Farmer For A Day is getting a fresh look this year! Instead of one-on-one mentorships, participants will join guided group tours throughout the fairgrounds. Multiple 30-minute tours will be offered each day, giving youth the opportunity to learn about agriculture, exhibits, and fair activities from the exhibitors who know them best.



We're looking for youth exhibitors to help lead tours in their area of expertise, whether that's in one of the barns or in the expo building. If you'd like to share your knowledge and help inspire other youth to love the Fair the way you do watch for more information coming soon about schedules and volunteer sign-ups. You can also email Jodie FFAD coordinator at winnebagoountyfairprograms@gmail.com

Family Fun at the Fair

Here's a few things that should be on your Fair "Must Do" List! These daily Family Entertainment acts are located inside or nearby the Expo Building. Shows are scheduled 3-4 times daily between 11am and 5pm.

Returning this year:

Nick's Kid Shows & Barnyard Adventure
Face Painting by Whimbubble Studios
Balloon Twisting by Mischief & Magic
Pig, Duck & Goat Races by Pleasant Valley Farm
Trout Pond Fishing and Chainsaw Woodcarving
Barlow's Portable Planetarium
Kiddie Tractor Pull Thursday, July 30 at noon (sign-up starts at 11:30am)

NEW this year:

Rock-N-Circus: Experience the thrill of rock music and circus stunts in Shane Hansen's electrifying and heart-pounding show.
Hill Billy Bob and Johnny the Tractor
Lynn the Mime – Hilarious Seaworld Mime for 35+ Years!

Grandstand Shows include our traditional line-up of events:

Wednesday: RODEO
Thursday: COUNTY TRACTOR PULL
Friday: BADGERSTATE TRACTOR PULL
Saturday: DEMOLITION DERBY

We proudly support our local bands - check out these great musicians:

Wednesday: GRAND UNION
Thursday: THAT 90's BAND
Friday: 2/5's PARTY BAND (polka), AVENUE 55, THAT'S WHAT SHE SAID and the SPICY TIE BAND
Saturday: MILLY & THE MAYHEM and ASK YOUR MOTHER

Returning this year is Mr Ed's Magical Midway & Carnival Rides. Due to recent construction on the Sunnyview Expo grounds and parking lot...the Carnival will be located behind the Grandstand this year by the Lifefest Stage. You can enter the carnival on a pathway next to Barn E – and don't forget to visit the Rabbits and Poultry while you're there – they've also moved and will be inside Barn E.

All entertainment schedules & carnival hours are posted on the County Fair website: <https://winnebagofairshkosh.com/events/>. Hours are subject to change and most current schedules will be posted at each entertainer's location at the Fair.



What's New at the Fair

Historic Arch Returns to the Fair

Re-discovered in 2015, this historic archway was originally installed at the Jackson/Murdock Street Fairgrounds in 1928. The Fair moved to its current location in 1990, and the arch stayed at the old facility until the buildings were demolished. The steel top of the archway was re-discovered at an auction in 2015 and eventually made it back to the County Fair. Installed in 2026 as a tribute to the long history of the Fair in Winnebago County, this archway once again welcomes visitors to the Fair and is located south of the Food Court (Dipper) building across from Barns C & D (Goats & Horses). Due to the recent construction at the grounds, part of the pathway and grassed areas near the arch will be blocked off during this year's event, but you will still be able to walk under the arch and get some great group photos!

Did you know? The Winnebago County Fair is 171 years old this year!

New Covered Arena Roof

One of the big construction projects that is wrapping up as we print this book is a brand new roof and insulation on the covered arena. This is a super exciting upgrade for animal shows in all kinds of weather.

CONSTRUCTION, CONSTRUCTION, CONSTRUCTION!

Since last year's Fair there has been a lot of construction happening at the Sunnyview Expo Center. Roadways have been re-done, parking lots in front of the Expo Building have been redone, new electric and drainage systems have been installed. There is new parking lot lighting and lots of new landscaping. This has changed the layout of this year's Fair quite a bit. There will be a lot of areas we need to be careful of (new black top, new grass, new trees, etc) so that everything has a chance to cure and grow. Please be respectful of these areas and follow posted signage and instructions. See the enclosed map for more details on this year's layout.

To celebrate this HUGE renovation of the facility, you are invited to join us for a ribbon cutting ceremony near the new archway on Wednesday, July 29 – time TBD.



Contact Information

Winnebago County Fair Association

Mailing Address: 2892 Ruschfield Dr. Oshkosh, WI 54904

Phone: 920-685-3013

Email: winnebagocountyfair@gmail.com

Website: www.winnebagofairoshkosh.com



Board of Directors

President: Mike Domke

Vice President: Matt Neuman

Secretary: Ryan Overton

Treasurer: Jillian Butt

Officer at Large: Ryan Krueger

Cindy Angle

Justin Pamer

Jody Bezio

Sophie Peerenboom

Tim Borgardt

Chad Rieckmann

Brooke DeRoo

Justin Stark

Jason Domke

Steve Stark

Brianna Fournier

Dan Stokes

Kate Hazelwood

Travis Murray

**Winnebago County Fair is held at the
Sunnyview Exposition Center**

500 E County Rd Y • Oshkosh, WI 54901

Facebook: [winnebago.fair.oshkosh](https://www.facebook.com/winnebago.fair.oshkosh)

We are also on Instagram and TikTok

Contact Information

Fair Superintendents

If you have questions about entries under a specific department, please contact the appropriate superintendent. They are a great source of information.

Board Animal Chair	Tim Borgardt	920-379-4252
Dairy	Amy Jo Domke	(920) 379-3251
Beef	Jake Dodd	(920) 379-0648
Swine	Michelle Wesenberg	(920) 450-8973
Sheep	Lacie Marhefke	(920) 379-0535
Goats	Rachel Neuman	(920) 420-5438
Horses	Anna May	(920) 573-0516
Poultry	Wendy Good	(757) 705-0210
Rabbit	Melissa Helms	(920) 379-4190
Board Expo Building Chair	Brianna Fournier	920-573-4152
Plant & Soil Science	Gerry Marks	(920) 836-2159
Flowers/Houseplants	Nikole Vergin	(920) 312-2098
Health—Citizenship, Communication, Demonstrations, Youth Leadership, Animal Science, Equine Education, Youth Org Displays, Natural; Science	Greg Wurzbach	(920) 204-2281
Fair For Beginners	Kathy Paschke	(920) 589-4800
Cultural Arts	Carol Janssen	(920) 589-2230
Photography	Kathy Paschke	(920) 589-4800
Woodworking Electricity/Mechanical Science	Steve Binder	(920) 279-9090
Foods & Nutrition	Eunice Schmidt	(920) 540-3411
Clothing, Sewing, Knit/ Crochet, Home Furnishings	Anita Eichman	(920) 379-8837
Open Class (Adults) Fair Entry Questions	Kim Brzozowski	920) 915-2078



**FAVORITE TIME
OF THE YEAR?
FAIR SEASON.**

**2027
Winnebago County Fair Dates
August 4-8, 2027**

In Memory

Submitted by Karen Casper

Bonnie Casper began a journey caring for animals and people which started with a rabbit named Pepe, who she took to the Winnebago County Fair when she was eight years old and at age 12 she found her “heart” horse named Cinna owned by her 4-H leader and mentor (Merry Mitchell).

While in her senior year of high school, Bonnie worked with the Winnebago County Executive, 4-H leaders and multiple horse owners/stables to complete the Covered Arena, which had been promised by a previous County Executive to insure no riders would be injured while showing in rain or storms.

Dr. Bonnie Casper/Harder began her career working with a specialist in Equine Nutrition and then went on to become a Doctor of Chiropractic Medicine and with the American Veterinary Chiropractic Association (AVCA). Dr. Bonnie adjusted people and any animals from horses to iguanas. She was compassionate with her patient’s - both animal and human. Due to her “Magic Hands” she was able to diagnose multiple rare diseases and disabilities.

She learned a technique to help dogs with torn or injured ACL’s. This was helpful to her patients whose owners could not afford surgeries for their dogs.

Dr. Bonnie became an integral part of the chiropractic world, especially working with Veterinarians. She would attend events from dressage, show jumping, barrel racing and any other equine events.

Dr. Bonnie left this world on August 6, 2025 while still researching her rare form of cancer (ALK +) in an effort to educate others regarding treatment and symptoms.

There will be a dedication of a bench in memory of Dr. Bonnie Casper/ Harder on July 29, 2026 near the Covered Arena at 4:00 PM at the Sunny View Fair Exposition Grounds in Oshkosh.

Special thanks to Merry Mitchell, for all of her generosity and support.

Winnebago County UW-Extension Office



UW-MADISON EXTENSION



J. P. Coughlin Center
625 E. County Road Y, Suite 600
Oshkosh, WI 54901-8131
(920) 232-1974
FAX (920) 232-1967

HOURS: Monday through Friday
8:00 AM - 4:30 PM

Extension/ Winnebago County Staff

Dana Berger - *4-H Program Educator*
Sarah Thompson - *4-H Youth & Science Educator*
Kevin Jarek - *Crops & Soil Educator*
Jacob Kluza - *Horticulture Educator*
Mia Ljung - *Community Development Educator*
Todd Wenzel - *Associate Financial Educator*
Katherine Jaegly - *Health & Wellbeing Educator*
Chad Cook - *Land & Water Outreach Manager*
Liliana Ramirez - *Area Extension Director*
Ashley Rolph - *4-H Support Staff*
Amy Hendrickson - *Support Staff*
Robin Franitza - *Support Staff*

Follow us!



Facebook: www.facebook.com/4hwinnebagocounty

Website: www.winnebago.extension.wisc.edu

Instagram: Search winnebagoounty4h

An EEO/AA employer, University of Wisconsin-Madison Division of Extension provides equal opportunities in employment and programming, including Title VI, Title IX, and ADA/504 requirements